


Equity Index Funds

| Scheme Name | Inception Date | AUM (Rs. Crs.) | Tracking Error (%) | Portfolio Turnover (%) | Expense Ratio (%) | | NAV (in Rs. as on 30th Apr, 2025) | |
|---|----------------|-------------------|--------------------|---------------------------|-------------------|--------|-----------------------------------|---------|
| | | | | | Regular | Direct | Regular | Direct |
| Kotak Nifty Next 50 Index Fund | 10-Mar-21 | 595.91 | 0.19 | 67.73 | 0.57 | 0.10 | 18.3321 | 18.7274 |
| Kotak Nifty 50 Index Fund | 21-Jun-21 | 866.14 | 0.25 | 44.51 | 0.35 | 0.07 | 15.7090 | 15.9040 |
| Kotak Nifty Smallcap 50 Index Fund | 10-Apr-23 | 118.42 | 0.29 | 82.15 | 0.90 | 0.26 | 18.2990 | 18.5410 |
| Kotak Nifty 200 Momentum 30 Index Fund | 15-Jun-23 | 413.82 | 0.77 | 123.40 | 0.79 | 0.30 | 13.8180 | 13.9460 |
| Kotak Nifty Financial Services Ex-Bank Index Fund | 14-Aug-23 | 49.37 | 0.22 | 50.42 | 0.73 | 0.22 | 14.0260 | 14.1610 |
| Kotak BSE Housing Index Fund | 28-Aug-23 | 16.76 | 0.19 | 57.36 | 0.72 | 0.22 | 12.8130 | 12.9330 |
| Kotak Nifty 100 Low Volatility 30 Index Fund | 07-June-24 | 103.23 | 0.16 | 56.55 | 0.94 | 0.31 | 10.3607 | 10.4191 |
| Kotak BSE PSU Index Fund | 31-July-24 | 75.18 | 0.16 | 16.27 | 1.04 | 0.40 | 8.2680 | 8.3090 |
| Kotak Nifty Midcap 50 Index Fund | 16-Aug-24 | 52.27 | 0.23 | 58.04 | 0.86 | 0.25 | 9.3580 | 9.3990 |
| Kotak Nifty India Tourism Index Fund | 23-Sep-24 | 29.06 | 0.20 | 24.54 | 0.96 | 0.33 | 9.6550 | 9.6910 |
| Kotak Nifty Midcap 150 Momentum 50 Index Fund | 08-Oct-24 | 117.00 | 0.48 | 43.48 | 0.93 | 0.28 | 8.7090 | 8.7400 |
| Kotak Nifty 50 Equal Weight Index Fund | 23-Dec-24 | 10.73 | 0.38 | 52.26 | 0.72 | 0.22 | 10.2200 | 10.2380 |
| Kotak Nifty 100 Equal Weight Index Fund | 23-Dec-24 | 10.45 | 0.37 | 67.31 | 0.72 | 0.23 | 9.8900 | 9.9080 |
| Kotak Nifty Smallcap 250 Index fund | 27-Jan-25 | 21.11 | 0.19 | 25.47 | 0.73 | 0.24 | 9.9430 | 9.9560 |
| Kotak BSE Sensex Index Fund | 17-Feb-25 | 9.66 | 0.42 | 25.64 | 0.31 | 0.14 | 10.5670 | 10.5710 |
| Kotak Nifty Commodities Index Fund | 10-Mar-25 | 4.15 | 0.70 | 79.53 | 0.48 | 0.25 | 10.6260 | 10.6310 |
| Kotak Nifty Midcap 150 Index Fund | 21-Mar-25 | 4.38 | 3.28 | 89.82 | 0.78 | 0.30 | 10.1930 | 10.1990 |

| Scheme Name | Inception Date | AUM (Rs. Crs.) | Tracking Error (%) 1 Year | Portfolio Turnover (%) | Expense Ratio (%) | Creation Unit Size [#] | | NAV (in Rs. as on 30th Apr, 2025) | Basket Value (Rs.) | NSE/BSE Code |
|---------------------------------------|----------------|----------------|---------------------------|------------------------|-------------------|---------------------------------|---------------------------------------|-----------------------------------|--------------------|--|
| | | | | | | Through Exchange | Through AMC | | | |
| Kotak Nifty 50 ETF | 02-Feb-10 | 2,987.71 | 0.03 | 26.56 | 0.04 | 1 Unit | 12500 Units and in multiple thereof. | 265.2745 | 33,24,221 | NSE Symbol: NIFTY1 |
| Kotak BSE Sensex ETF | 06-Jun-08 | 27.90 | 0.03 | 15.37 | 0.18 | 1 Unit | 50000 Units and in multiple thereof. | 86.6422 | 43,42,940 | NSE Symbol: SENSEX1 BSE Scrip Code: 532985 |
| Kotak Nifty PSU Bank ETF | 08-Nov-07 | 1,442.92 | 0.12 | 50.32 | 0.49 | 1 Unit | 5000 Units and in multiple thereof. | 651.2153 | 32,64,217 | NSE Symbol: PSUBANK BSE Scrip Code : 590107 |
| Kotak Nifty Bank ETF | 04-Dec-14 | 5,499.02 | 0.06 | 40.59 | 0.15 | 1 Unit | 7500 Units and in multiple thereof. | 565.8478 | 42,54,468 | NSE Symbol: BANKNIFTY1 BSE Scrip Code: 590136 |
| Kotak Nifty 50 Value 20 ETF | 02-Dec-15 | 115.62 | 0.06 | 29.62 | 0.14 | 1 Unit | 25000 Units and in multiple thereof. | 145.3260 | 36,42,233 | NSE Symbol: NV20 |
| Kotak Nifty IT ETF | 02-Mar-21 | 155.79 | 0.06 | 77.49 | 0.09 | 1 Unit | 100000 Units and in multiple thereof. | 38.5025 | 38,59,876 | NSE Symbol: IT |
| Kotak Nifty Alpha 50 ETF | 22-Dec-21 | 597.35 | 0.26 | 196.89 | 0.30 | 1 Unit | 100000 Units and in multiple thereof. | 45.7644 | 45,87,881 | NSE Symbol: ALPHA |
| Kotak Nifty Midcap 50 ETF | 28-Jan-22 | 61.90 | 0.13 | 82.15 | 0.05 | 1 Unit | 35000 Units and in multiple thereof. | 155.4775 | 54,55,317 | NSE Symbol: MIDCAP |
| Kotak Nifty 100 Low Volatility 30 ETF | 23-Mar-22 | 172.05 | 0.05 | 44.03 | 0.09 | 1 Unit | 200000 Units and in multiple thereof. | 20.1441 | 40,38,892 | NSE Symbol: LOWVOL1 |
| Kotak Nifty India Consumption ETF | 28-Jul-22 | 6.50 | 0.04 | 45.17 | 0.10 | 1 Unit | 25000 Units and in multiple thereof. | 115.064 | 28,83,792 | NSE Symbol: CONS |
| Kotak Nifty MNC ETF | 05-Aug-22 | 32.52 | 0.05 | 33.01 | 0.30 | 1 Unit | 150000 Units and in multiple thereof. | 27.4305 | 41,24,861 | NSE Symbol: MNC |
| Kotak MSCI India ETF | 19-Feb-25 | 1,055.92 | 0.14 | 0.71 | 0.40 | 1 Unit | 150000 Units and in multiple thereof. | 28.5270 | 42,89,748 | NSE Symbol: MSCIINDIA |
| Kotak Nifty 100 Equal Weight ETF | 24-Feb-25 | 1.07 | 0.28 | 368.25 | 0.25 | 1 Unit | 100000 Units and in multiple thereof. | 31.1430 | 31,22,086 | NSE Symbol: NIFTY100EW |
| Kotak Nifty Midcap 150 ETF | 21-Mar-25 | 0.86 | 2.75 | 465.60 | 0.10 | 1 Unit | 350000 Units and in multiple thereof | 20.0710 | 70,42,412 | NSE Symbol: MID150 |
| Kotak Gold ETF | 27-Jul-07 | 7,416.14 | 0.38 | 27.52 | 0.55 | 1 Unit | 115000 Units and in multiple thereof. | 79.1324 | - | NSE Symbol: GOLD1 BSE Scrip Code: 590097 |
| Kotak Silver ETF | 09-Dec-22 | 1,153.95 | 0.63 | 12.42 | 0.45 | 1 Unit | 30000 Units and in multiple thereof. | 92.4187 | - | NSE Symbol: SILVER1 |
| Kotak Nifty 1D Rate Liquid ETF | 24-Jan-23 | 1,258.69 | 0.02 | 0.02 | 0.19 | 1 Unit | 100 Units and in multiple thereof. | 1047.6819 | - | NSE Symbol: LIQUID1 |





[#]Greater than Rs. 25 Crore- For Large Investors***

***Not applicable to Recognized Provident Funds, approved gratuity funds and approved superannuation funds under Income Tax Act, 1961, Schemes managed by Employee Provident Fund Organization of India and Market Makers as per para 3.6.2.1 and 3.6.2.2 of SEBI Master Circular no. SEBI/HO/IMD/IMD-PoD-1/P/CIR/2024/90 dated June 27, 2024 as amended from time to time along with SEBI letter no. SEBI/HO/IMD-POD- 2/P/OW/2024/15311/1 dated April 26, 2024, SEBI letter no. SEBI/HO/IMD- POD-2/P/OW/2024/34080/1 dated October 29, 2024 and SEBI/HO/IMD- POD-2/P/OW/2024/6441/1 dated February 28, 2025.

| Name of the Scheme | This product is suitable for investors who are seeking* | Type of Scheme | Fund Risk-o-meter |
|---|---|--|---|
| Kotak Nifty Next 50 Index Fund | <ul style="list-style-type: none"> Long term capital growth Returns that are commensurate with the performance of NIFTY Next 50 Index, subject to tracking error. | An open ended scheme replicating/tracking the NIFTY Next 50 Index |  <p>The risk of the scheme is Very High</p> |
| Kotak Nifty 50 Index Fund | <ul style="list-style-type: none"> Long term capital growth Returns that are commensurate with the performance of NIFTY 50 Index, subject to tracking error. | An open ended scheme replicating/tracking the NIFTY 50 Index | |
| Kotak Nifty Smallcap 50 Index Fund | <ul style="list-style-type: none"> Long term capital appreciation. Investment stocks comprising the underlying index and endeavours to track the benchmark index, subject to tracking errors. | An open ended scheme replicating/ tracking Nifty Smallcap 50 Index. | |
| Kotak Nifty 200 Momentum 30 Index Fund | <ul style="list-style-type: none"> Long term capital growth Return that corresponds to the performance of Nifty 200 Momentum 30 Index, subject to tracking errors. | An open-ended scheme replicating/tracking the Nifty 200 Momentum 30 Index | |
| Kotak Nifty Financial Services Ex-Bank Index Fund | <ul style="list-style-type: none"> Long term capital appreciation Investment in stocks comprising the underlying index and endeavours to track the benchmark index | An open-ended scheme replicating/ tracking Nifty Financial Services Ex-Bank Index. | |
| Kotak BSE Housing Index Fund | <ul style="list-style-type: none"> Long term capital growth Investment in stocks comprising the underlying index and endeavours to track the benchmark index, subject to tracking errors. | An open-ended scheme replicating/tracking BSE Housing Index. | |
| Kotak Nifty 100 Low Volatility 30 Index Fund | <ul style="list-style-type: none"> Long term capital growth Return that corresponds to the performance of NIFTY 100 Low Volatility 30 Index subject to tracking error. | An open ended scheme replicating/tracking NIFTY 100 Low Volatility 30 Index Fund | |
| Kotak BSE PSU Index Fund | <ul style="list-style-type: none"> Long term capital growth. Return that corresponds to the performance of BSE PSU Index subject to tracking error. | An open-ended scheme replicating/tracking BSE PSU Index | |
| Kotak Nifty Midcap 50 Index Fund | <ul style="list-style-type: none"> Long term capital growth. Return that corresponds to the performance of NIFTY Midcap 50 Index, subject to tracking error. | An open-ended scheme replicating/tracking the NIFTY Midcap 50 Index | |
| Kotak Nifty India Tourism Index Fund | <ul style="list-style-type: none"> Long term capital growth Return that corresponds to the performance of Nifty India Tourism Index subject to tracking error. | An open-ended scheme replicating/tracking the Nifty India Tourism Index | |
| Kotak Nifty Midcap 150 Momentum 50 Index Fund | <ul style="list-style-type: none"> Long term capital growth Return that corresponds to the performance of Nifty Midcap 150 Momentum 50 Index subject to tracking error | An open-ended scheme replicating/tracking the Nifty Midcap 150 Momentum 50 Index | |
| Kotak Nifty 50 Equal Weight Index Fund | <ul style="list-style-type: none"> Long term capital growth. Return that corresponds to the performance of Nifty 50 Equal Weight Index subject to tracking error. | An open ended scheme replicating/tracking the Nifty 50 Equal Weight Index. | |
| Kotak Nifty 100 Equal Weight Index Fund | <ul style="list-style-type: none"> Long term capital growth. Return that corresponds to the performance of Nifty 100 Equal Weight Index subject to tracking error. | An open ended scheme replicating/tracking the Nifty 50 Equal Weight Index. | |
| Kotak Nifty Smallcap 250 Index fund | <ul style="list-style-type: none"> Long term capital growth. Return that corresponds to the performance of Kotak Nifty Smallcap 250 Index subject to tracking error. | An open ended scheme replicating/tracking the Nifty Smallcap 250 Index | |
| Kotak BSE Sensex Index Fund | <ul style="list-style-type: none"> Long term capital growth. Return that corresponds to the performance of BSE Sensex Index, subject to tracking error | An open-ended scheme replicating/tracking the BSE Sensex Index. | |
| Kotak Nifty Commodities Index Fund | <ul style="list-style-type: none"> Long term capital growth. Return that corresponds to the performance of Nifty Commodities Index subject to tracking error. | An open-ended scheme replicating/tracking the Nifty Commodities Index | |
| Kotak Nifty Midcap 150 Index Fund | <ul style="list-style-type: none"> Long term capital growth. Return that corresponds to the performance of Nifty Midcap 150 Index subject to tracking error. | An open-ended scheme replicating/tracking the Nifty Midcap 150 Index | |

For latest Riskometer, investors may refer to an addendum issued or updated on website at www.kotakmf.com

*Investors should consult their financial advisors if in doubt about whether the product is suitable for them.

| Name of the Scheme | This product is suitable for investors who are seeking* | Type of Scheme | Fund Risk-o-meter | Potential Risk Class | | | | | | | | | | | | | | | | |
|--------------------------------------|--|---|--|--|-------------------------------------|-----------------------------|-----------------------|------------------------------|----------------|-----|--|--|----------|--|--|--|-----------------|--|--|--|
| Kotak Nifty 50 ETF | <ul style="list-style-type: none">• Long term capital growth• Investment in stocks comprising the underlying index and endeavours to track the benchmark index, subject to tracking errors. | An open-ended scheme replicating/ tracking nifty 50 index |  <p>The risk of the scheme is Very High</p> | | | | | | | | | | | | | | | | | |
| Kotak BSE Sensex ETF | <ul style="list-style-type: none">• Long term capital growth• Investment in stocks comprising the underlying index and endeavours to track the benchmark index, subject to tracking errors. | An open-ended scheme replicating/ tracking BSE sensex index | | | | | | | | | | | | | | | | | | |
| Kotak Nifty PSU Bank ETF | <ul style="list-style-type: none">• Long term capital growth• Investment in stocks comprising the underlying index and endeavours to track the benchmark index, subject to tracking errors. | An open-ended scheme replicating/ tracking nifty PSU bank index | | | | | | | | | | | | | | | | | | |
| Kotak Nifty Bank ETF | <ul style="list-style-type: none">• Long term capital growth• Investment in stocks comprising the underlying index and endeavours to track the benchmark index, subject to tracking errors. | An open-ended scheme replicating/tracking nifty bank index | | | | | | | | | | | | | | | | | | |
| Kotak Nifty 50 Value 20 ETF | <ul style="list-style-type: none">• Long term capital growth• Investment in stocks comprising the underlying index and endeavours to track the benchmark index, subject to tracking errors. | An open-ended scheme replicating/ tracking nifty 50 Value 20 index | | | | | | | | | | | | | | | | | | |
| Kotak Nifty IT ETF | <ul style="list-style-type: none">• Long term capital growth• Investment in stocks comprising the underlying index and endeavours to track the benchmark index, subject to tracking errors. | An open ended scheme replicating/ tracking NIFTY IT Index | | | | | | | | | | | | | | | | | | |
| Kotak Nifty Alpha 50 ETF | <ul style="list-style-type: none">• Long term capital growth• Investment in stocks Comprising the underlying index and endeavours to track the benchmark index, subject to tracking errors. | An open ended scheme replicating/tracking NIFTY Alpha 50 Index | | | | | | | | | | | | | | | | | | |
| Kotak Nifty Midcap 50 ETF | <ul style="list-style-type: none">• Long term capital appreciation.• Investment in stocks Comprising the underlying index and endeavours to track the benchmark index, subject to tracking errors. | An open ended scheme replicating/tracking NIFTY Midcap 50 Index | | | | | | | | | | | | | | | | | | |
| Kotak Nifty100 Low Volatility 30 ETF | <ul style="list-style-type: none">• Long term capital growth• Return that corresponds to the performance of NIFTY 100 Low Volatility 30 Index subject to tracking error. | An open ended scheme replicating / tracking the NIFTY 100 Low Volatility 30 Index | | | | | | | | | | | | | | | | | | |
| Kotak Nifty India Consumption ETF | <ul style="list-style-type: none">• Long term capital growth.• Investment in stocks comprising the underlying index and endeavours to track the benchmark index, subject to tracking errors. | An open ended scheme replicating/tracking NIFTY India Consumption Index | | | | | | | | | | | | | | | | | | |
| Kotak Nifty MNC ETF | <ul style="list-style-type: none">• Long term capital growth.• Investment in stocks comprising the underlying index and endeavours to track the benchmark index, subject to tracking errors. | An open ended scheme replicating/tracking NIFTY MNC Index | | | | | | | | | | | | | | | | | | |
| Kotak MSCI India ETF | <ul style="list-style-type: none">• Long term capital appreciation.• Investment in stocks comprising the MSCI India Index and endeavours to track the benchmark index, subject to tracking errors. | An open-ended scheme replicating/tracking MSCI India Index | | | | | | | | | | | | | | | | | | |
| Kotak Nifty 100 Equal Weight ETF | <ul style="list-style-type: none">• Long term capital growth.• Return that corresponds to the performance of Nifty 100 equal weightindex subject to tracking error. | An open-ended scheme replicating/tracking the Nifty 100 equal weight index | | | | | | | | | | | | | | | | | | |
| Kotak Silver ETF | <ul style="list-style-type: none">• Investors seeking returns that are in line with the performance of silver over the long term, subject to tracking errors.• Investments in physical silver of 99.9% purity (fineness). | An open ended Exchange Traded Fund replicating/tracking price of Silver |  <p>The risk of the scheme is High</p> | | | | | | | | | | | | | | | | | |
| Kotak Nifty Midcap 150 ETF | <ul style="list-style-type: none">• Long-term capital appreciation• Investment in stocks comprising the Nifty Midcap 150 Index and endeavours to track the benchmark index, subject to tracking errors | An open-ended scheme replicating/tracking the Nifty Midcap 150 Index | | | | | | | | | | | | | | | | | | |
| Kotak Gold ETF | <ul style="list-style-type: none">• Returns in line with physical gold over medium to long term, subject to tracking error• Investment in physical gold | An open-ended scheme replicating/ tracking physical gold prices |  <p>The risk of the scheme is High</p> | | | | | | | | | | | | | | | | | |
| Kotak Nifty 1D Rate Liquid ETF | <ul style="list-style-type: none">• Income over a short term investment horizon.• Investment in Tri-party repo on Government securities or treasury bills (TREPS). | An open ended Exchange Traded Fund replicating /tracking NIFTY 1D Rate Index. A Relatively Low Interest Rate Risk and Relatively Low Credit Risk. |  <p>The risk of the scheme is Low</p> | <table><tr><td>Credit Risk→ Interest Rate Risk↓</td><td>Relatively Low (Class A)</td><td>Moderate (Class B)</td><td>Relatively High (Class C)</td></tr><tr><td>Relatively Low</td><td>A-I</td><td></td><td></td></tr><tr><td>Moderate</td><td></td><td></td><td></td></tr><tr><td>Relatively High</td><td></td><td></td><td></td></tr></table> | Credit Risk→ Interest Rate Risk↓ | Relatively Low (Class A) | Moderate (Class B) | Relatively High (Class C) | Relatively Low | A-I | | | Moderate | | | | Relatively High | | | |
| Credit Risk→ Interest Rate Risk↓ | Relatively Low (Class A) | Moderate (Class B) | Relatively High (Class C) | | | | | | | | | | | | | | | | | |
| Relatively Low | A-I | | | | | | | | | | | | | | | | | | | |
| Moderate | | | | | | | | | | | | | | | | | | | | |
| Relatively High | | | | | | | | | | | | | | | | | | | | |

For latest Riskometer, investors may refer to an addendum issued or updated on website at www.kotakmf.com

*Investors should consult their financial advisors if in doubt about whether the product is suitable for them.



Disclosure

- Data as on 30th April, 2025 unless otherwise specified.
- AUM: Assets Under Management . Portfolio Turnover is a term used to measure the volume of trading that occurs in a Scheme's portfolio during a given time period.
- Tracking Error means the extent to which the NAV of the fund moves in a manner inconsistent with the movements of the benchmark index on any given day or over any given period of time due to any cause or reason whatsoever
- Portfolio Turnover is a term used to measure the volume of trading that occurs in a Scheme's portfolio during a given time period
- NAV - The NAV or net asset value is the total asset value per unit of the mutual fund after deducting all related and permissible expenses. The NAV is calculated at the end of every business day. It is the value at which investors enter or exit the mutual fund
- Creation Unit – Creation Unit is fixed number of units of the Scheme, which is exchanged for a basket of securities underlying the index called the Portfolio Deposit and a Cash Component equal to the value of specified units of the Scheme.
- Basket Value – Basket Value is the value of unit of underlying index unit in currency term
- Source: Kotak Mahindra Asset Management Company Limited (KMAMC) internal research.
Continuous offer of units of all schemes available at NAV based prices
Past performance may or may not be sustained in future
- To view details/updated details on Tracking error/Tracking difference of the Schemes, periodic updates about the Scheme(s), its portfolio and related disclosures, To view complete and detailed information about the Scheme(s), its asset allocation, investment strategy, etc please refer respective Scheme(s) Scheme information Documents kindly refer our website : <https://www.kotakmf.com/Information/forms-and-downloads>
- To view latest NAV of the schemes kindly visit www.kotakmf.com or AMFI website at www.amfiindia.com

Mutual Fund investments are subject to market risks, read all scheme related documents carefully.

