



Kotak BSE Sensex ETF

An open ended scheme replicating/tracking
BSE Sensex Index

31st March, 2026



About Kotak BSE Sensex ETF

1 Kotak BSE Sensex ETF tracks the BSE SENSEX and the fund manager would invest predominantly in stocks forming part of the underlying in the same ratio.

2 Kotak BSE Sensex ETF endeavors to mirror the returns given by the SENSEX as closely as possible post expenses. Units can be bought and sold like any other equity share on the Stock Exchange post listing. Any investor eligible to invest in equity shares can invest in Kotak Sensex ETF.



3 Kotak BSE Sensex ETF is listed on The Bombay Stock Exchange, Mumbai (BSE).

About BSE Sensex ETF

- First stock index in the Indian stock market.
- Basket of 30 stocks captures prominent sectors of the Indian Economy.

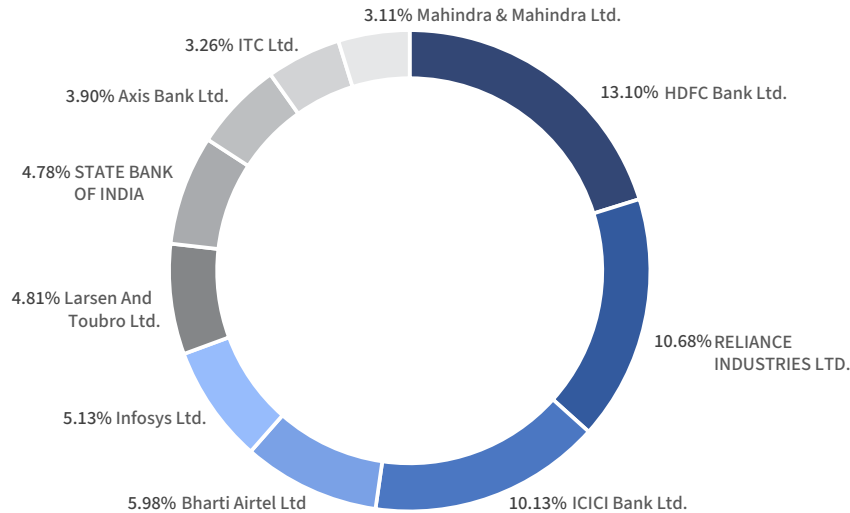


Kotak BSE Sensex ETF











Key Features

- Buy BSE SENSEX like a share through Kotak BSE Sensex ETF.
- Exposure to a well-diversified portfolio of 30 stocks forming part of SENSEX.
- Real time NAV & price of each unit of Kotak BSE Sensex ETF is close to 1/1000th of BSE SENSEX.
- No entry/exit load for investor.
- Relatively low expense ratio.
- Listed and traded on NSE Symbol - SENSEX1 • BSE Scrip Code - 532985
- Minimum purchase lot size is 1 unit on exchange and 50,000 units through AMC.

▶ Top 10 Companies@



▶ Sector Allocation as on 31st March 2026

 Finance	31.46%	 Information Technology	13.91%
 Transport Equipments	12.68%	 FMCG	10.75%
 Oil & Gas	9.12%	 Healthcare	7.39%
 Capital Goods	4.68%	 Power	2.76%
 Metal, Metal Products & Mining	2.55%	 Chemical & Petrochemical	2.03%

@Source: Internal, Data as on March 31, 2026

The stocks/sectors mentioned do not constitute any kind of recommendation and are for information purpose only. Kotak Mahindra Mutual Fund may or may not hold position in the mentioned stock(s)/sector(s).

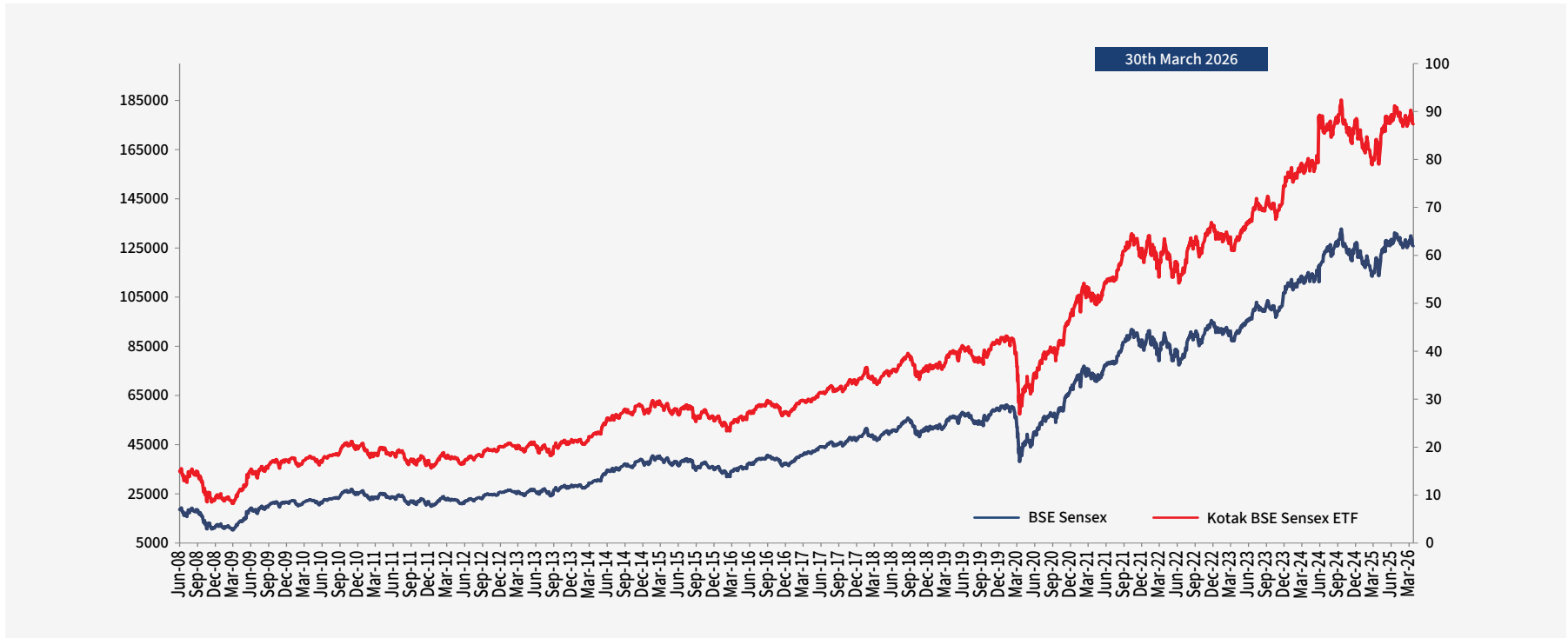
Past performance may or may not be sustained in future. For detailed portfolio and related disclosures for the scheme please refer our website

<http://www.kotakmf.com/Information/forms-and-downloads>.

The portfolio and its composition is subject to change and the same position may or may not be sustained in future.

Kotak BSE Sensex ETF

NAV Movement



Data from Scheme inception date i.e. 6th Jun, 2008. Source: ICRA MFI. Past performance may or may not be sustained in future. Kotak Mahindra Asset Management Company Limited ("KMAMC") is not guaranteeing or promising, or forecasting any returns.

Kotak BSE Sensex ETF

Performance as on 30th March 2026

	Scheme Returns (%)	BSE Sensex TRI # (%)	Alpha	Nifty 50 TRI ## (%)	Current Value of Standard Investment of ₹10000 in the		
					Scheme # (₹)	Benchmark # (₹)	Additional Benchmark ## (₹)
Since Inception	9.52%	10.42%	-0.90%	10.54%	50,579	58,565	59,647
Last 1 Year	-6.13%	-5.98%	-0.15%	-3.97%	9,384	9,399	9,601
Last 3 Years	7.89%	8.15%	-0.26%	10.03%	12,559	12,649	13,320
Last 5 Years	8.77%	9.05%	-0.28%	10.01%	15,226	15,423	16,113

Scheme Inception date is 06/06/2008. Mr. Satish Dondapati has been managing the fund since 09/05/2019 & Mr. Jeetu Valechha Sonar have been managing the fund since 09/03/2026.

The Scheme does not offer any Plans/Options

Past performance may or may not be sustained in future. All payouts during the period have been reinvested in the units of the scheme at the then prevailing NAV. Returns >= 1 year: CAGR (Compounded Annualised Growth Rate). N.A stands for data not available. Note: Point to Point (PTP) Returns in INR shows the value of 10,000/- investment made at inception. Source: ICRA MFI Explorer. # Name of Scheme Benchmark. ## Name of Additional Benchmark. TRI - Total Return Index, In terms of Para no 7.23 of SEBI Master Circular no. HO/24/13/11(1)2026-IMD-POD-1/1/7602/2026 dated March 20, 2026, the performance of the scheme is benchmarked to the Total Return variant (TRI) of the Benchmark Index instead of Price Return Variant (PRI). Alpha is difference of scheme return with benchmark return.

Disclosures: To Know More about Fund Managers Top 3 & Bottom 3 scheme performance,

https://www.kotakmf.com/documents/Funds_Managed_by_Fund_Managers_Reg_Plan_Mar26

https://www.kotakmf.com/documents/Funds_Managed_by_Fund_Managers_Direct_Plan_Mar2026

Kotak BSE Sensex ETF

Index Facts*

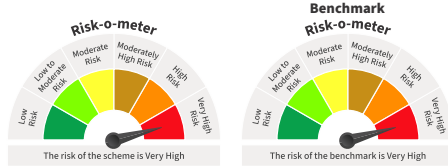
Market Cap	: ₹14399987 Crs
P/E Multiple	: 19.78
P/B Multiple	: 3.86
Div. Yield	: 1.27%

* As on 31st March 2026.
Source: www.bseindia.com

Kotak BSE Sensex ETF

An open ended scheme replicating / tracking BSE Sensex Index

This product is suitable for investors who are seeking*:



- ▶ Long term capital growth
- ▶ Investment in stocks comprising the underlying index and endeavours to track the benchmark index

*Investors should consult their financial advisors if in doubt about whether the product is suitable for them. For latest Riskometer, investors may refer to an addendum issued or updated on website at www.kotakmf.com

Scheme Facts

AUM (as on 31st March 2026) :	NAV (as on 30th March 2026)	: ₹78.4377	
Month end AUM	: ₹22.91 crs	Expense Ratio	: 0.18%
Monthly Average AUM	: ₹23.68 crs	Load Structure :	
Benchmark	: BSE SENSEX TRI	Exit Load	: Nil
Launch Date	: 06 th June, 2008		
Investment Manager	: Kotak Mahindra Asset Management Company Ltd		
Trustee	: Kotak Mahindra Trustee Company Ltd		
Exchange Listed	: Bombay Stock Exchange		
NSE and BSE Symbol	: NSE Symbol - SENSEX1 • BSE Scrip Code - 532985		
ISIN	: NF174KA1JD7		
Bloomberg Code	: KOTSS IN		
Tracking Error [§]	: 0.03%		
Pricing	: 1/1000 th of BSE SENSEX Index		
Creation Size	: 50,000 units per lot		

[§]Tracking error is annualized & calculated since inception till March 30th, 2026

▶ To know more

Call : 1800-222-626 (Toll Free), Mumbai 61152100, Delhi 66306900 / 02, Chennai 28221333 / 45038171, Kolkata 64509802 /03, Pune 64013395 / 96, Ahmedabad 26779888, Bangalore 66128050 / 51, Hyderabad 66178140 / 41. Visit - assetmanagement.kotak.com Email - mutual@kotak.com

▶ About pricing

Details regarding the pricing calculations please log on to <https://www.kotakmf.com/nav>

▶ Disclaimer

The information contained in this (document) is extracted from different public sources. All reasonable care has been taken to ensure that the information contained herein is not misleading or untrue at the time of publication. This is for the information of the person to whom it is provided without any liability whatsoever on the part of Kotak Mahindra Asset Management Co Ltd or any associated companies or any employee thereof. We are not soliciting any action based on this material and is for general information only. Investors should consult their financial advisors if in doubt about whether the product is suitable for them before investing. The document includes statements/opinions which contain words or phrases such as "will", "believe", "expect" and similar expressions or variations of such expressions, that are forward looking statements. Actual results may differ materially from those suggested by the forward looking statements due to risk or uncertainties associated with the statements mentioned with respect to but not limited to exposure to market risks, general and exposure to market risks, general economic and political conditions in India and other countries globally, which have an impact on the services and/or investments, the monetary and interest policies of India, inflation, deflation, unanticipated turbulence in interest rates, foreign exchange rates, equity prices or other rates or prices etc. This is not intended for distribution or use by any person in any jurisdiction where such distribution would be contrary to local law or regulation. The distribution of it, in certain jurisdictions may be restricted or totally prohibited and accordingly, persons who come into possession of this material are required to inform themselves about, and to observe, any such restrictions. The sector(s)/ stock(s) referred, if any should not be construed as any kind of recommendation and are for information/used to explain the concept. Past performance may or may not be sustained in future. For detailed portfolio and related disclosures for the scheme please refer our website <https://www.kotakmf.com/Information/forms-and-downloads>. The portfolio and its composition is subject to change and the same position may or may not be sustained in future. The fund manager may make the changes, as per different market conditions and in the best interest of the investors. To view the latest complete performance details of the Scheme kindly refer to the factsheet on our website <https://www.kotakmf.com/Information/forms-and-downloads>. Investors may consult their financial expert before making any investment decision.

MUTUAL FUND INVESTMENTS ARE SUBJECT TO MARKET RISKS, READ ALL SCHEME RELATED DOCUMENTS CAREFULLY.

Kotak Nifty 50 ETF

An open ended scheme replicating/tracking
Nifty 50 index

31st March, 2026



Kotak Nifty 50 ETF

About Kotak Nifty 50 ETF

1

Kotak Nifty 50 ETF is trading on the National Stock Exchange & Bombay Stock Exchange.

2

It reflects the evolution of the NIFTY 50 Index.

3

The Fund manager would invest predominantly in stocks forming part of the underlying in the same ratio.

4

Kotak Nifty 50 ETF endeavors to mirror the returns given by the Nifty 50 Index as closely as possible post expenses. Units can be bought and sold like any other securities traded on the Stock Exchange.

5

Any investor eligible to invest in equity shares can invest in Kotak Nifty 50 ETF.





Kotak Nifty 50 ETF

▶ Key Features

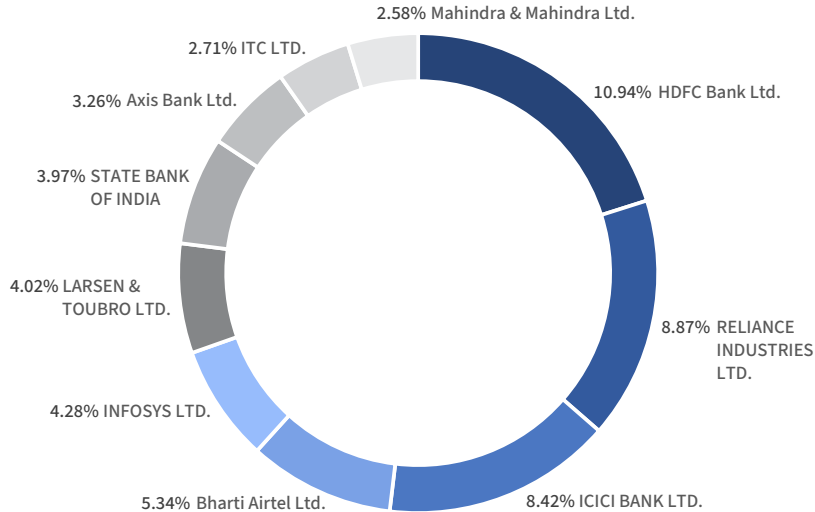
- Buy Nifty 50 Index like a share through Kotak Nifty 50 ETF.
- Exposure to a well-diversified portfolio of 50 stocks forming part of Nifty 50 Index.
- Real time NAV & price of each unit of Kotak Nifty 50 ETF is close to 1/100th of Nifty 50 Index.
- No entry/exit load for investor.
- Relatively low expense ratio.
- Listed and traded on NSE Symbol - NIFTY1 | BSE Scrip code - 537708
- Minimum purchase lot size is 1 unit on exchange and 12,500 units through AMC.

▶ About Nifty 50 Index











- Nifty 50 Index is a very widely tracked and used Benchmark Index.
- It was introduced in November 1995 and was developed as a basis for introducing Index Based Derivatives
- Nifty is calculated using the Free Float methodology
- Only companies having a high degree of liquidity defined in terms of low impact cost are included as constituents of the Index.

Kotak Nifty 50 ETF

▶ Top 10 Companies@



▶ Sector Allocation as on 31st March 2026

	Private Sector Bank	25.16%		Computers - Software & Consulting	9.40%
	Refineries & Marketing	8.87%		Telecom - Cellular & Fixed line services	5.34%
	Passenger Cars & Utility Vehicles	4.76%		Diversified FMCG	4.49%
	Civil Construction	4.02%		Public Sector Bank	3.97%
	Non Banking Financial Company (NBFC)	3.29%		Pharmaceuticals	3.24%

@Source: Internal, Data as on March 31, 2026

The stocks/sectors mentioned do not constitute any kind of recommendation and are for information purpose only. Kotak Mahindra Mutual Fund may or may not hold position in the mentioned stock(s)/sector(s).

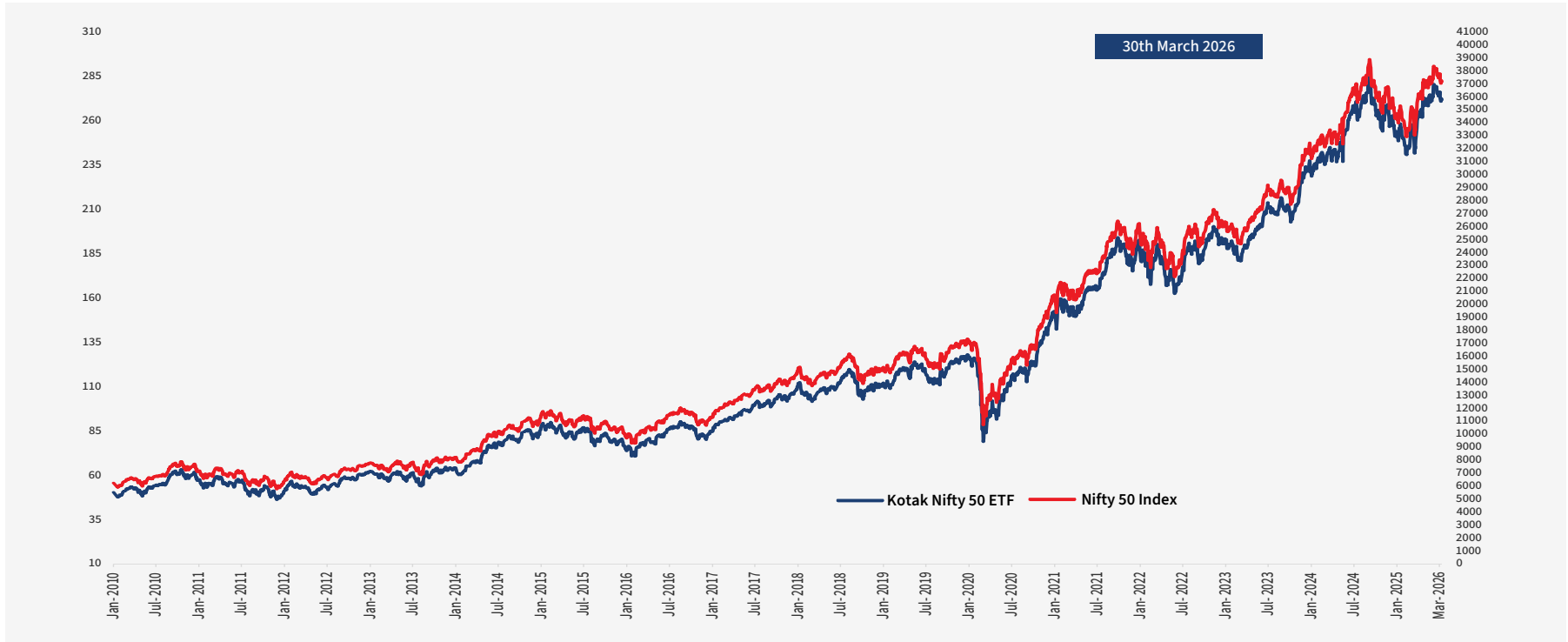
Past performance may or may not be sustained in future. For detailed portfolio and related disclosures for the scheme please refer our website

<http://www.kotakmf.com/Information/forms-and-downloads>.

The portfolio and its composition is subject to change and the same position may or may not be sustained in future.

Kotak Nifty 50 ETF

NAV Movement



Data from Scheme inception date i.e. 2nd Feb, 2010. Source: ICRA MFI. Past performance may or may not be sustained in future. Kotak Mahindra Asset Management Company Limited ("KMAMC") is not guaranteeing or promising, or forecasting any returns.



Kotak Nifty 50 ETF



Performance as on 30th March 2026

	Scheme Returns (%)	Nifty 50 TRI # (%)	Alpha	BSE Sensex TRI ## (%)	Current Value of Standard Investment of ₹10000 in the		
					Scheme # (₹)	Benchmark # (₹)	Additional Benchmark ## (₹)
Since Inception	10.60%	11.26%	-0.66%	11.15%	50,944	56,116	55,189
Last 1 Year	-3.99%	-3.97%	-0.02%	-5.98%	9,599	9,601	9,399
Last 3 Years	9.94%	10.03%	-0.09%	8.15%	13,288	13,320	12,649
Last 5 Years	9.90%	10.01%	-0.12%	9.05%	16,029	16,113	15,423

Scheme Inception date is 02/02/2010. Mr. Satish Dondapati has been managing the fund since 09/05/2019 & Mr. Jeetu Valechha Sonar have been managing the fund since 09/03/2026. The Scheme does not offer any Plans/Options

Past performance may or may not be sustained in future. All payouts during the period have been reinvested in the units of the scheme at the then prevailing NAV. Returns >= 1 year: CAGR (Compounded Annualised Growth Rate). N.A stands for data not available. Note: Point to Point (PTP) Returns in INR shows the value of 10,000/- investment made at inception. Source: ICRA MFI Explorer. # Name of Scheme Benchmark. ## Name of Additional Benchmark. TRI - Total Return Index, In terms of Para no 7.23 of SEBI Master Circular no. HO/24/13/11(1)2026-IMD-POD-1/1/7602/2026 dated March 20, 2026, the performance of the scheme is benchmarked to the Total Return variant (TRI) of the Benchmark Index instead of Price Return Variant (PRI). Alpha is difference of scheme return with benchmark return.

Disclosures: To Know More about Fund Managers Top 3 & Bottom 3 scheme performance,
https://www.kotakmf.com/documents/Funds_Managed_by_Fund_Managers_Reg_Plan_Mar26
https://www.kotakmf.com/documents/Funds_Managed_by_Fund_Managers_Direct_Plan_Mar2026

Kotak Nifty 50 ETF

Index Facts*

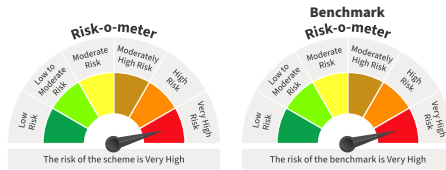
Market Cap	: ₹18028342 Crs
P/E Multiple	: 19.62
P/B Multiple	: 3.05
Div. Yield	: 1.39%

* As on 31st March 2026.
Source: www.bseindia.com

Kotak Nifty 50 ETF

An open ended scheme replicating/ tracking Nifty 50 index

This product is suitable for investors who are seeking*:



- ▶ Long term capital growth
- ▶ Investment in stocks comprising the underlying index and endeavours to track the benchmark index, subject to tracking errors

Investors should consult their financial advisors if in doubt about whether the product is suitable for them. For latest Riskometer, investors may refer to an addendum issued or updated on website at www.kotakmf.com

Scheme Facts

AUM (as on 31st March 2026) :	NAV (as on 30th March 2026)	: ₹246.0733	
Month end AUM	: ₹3,092.27 crs	Expense Ratio	: 0.03%
Monthly Average AUM	: ₹3,172.73 crs	Load Structure :	
Benchmark	: Nifty 50 TRI	Exit Load	: Nil
Launch Date	: 02 nd February, 2010		
Investment Manager	: Kotak Mahindra Asset Management Company Ltd		
Trustee	: Kotak Mahindra Trustee Company Ltd		
Exchange Listed	: NSE & BSE		
NSE and BSE Symbol	: NSE Symbol - NIFTY1 • BSE Scrip Code - 537708		
ISIN	: INF174K014P6		
Bloomberg Code	: KONIFTY IN		
Tracking Error [§]	: 0.02%		
Pricing	: 1/100 th of Nifty 50		
Creation Size	: 12,500 units per lot		
Reuters Code	: KOTK.NS		

[§]Tracking error is annualized & calculated since inception till March 30th, 2026

To know more

Call : 1800-222-626 (Toll Free), Mumbai 61152100, Delhi 66306900 / 02, Chennai 28221333 / 45038171, Kolkata 64509802 /03, Pune 64013395 / 96, Ahmedabad 26779888, Bangalore 66128050 / 51, Hyderabad 66178140 / 41. Visit - assetmanagement.kotak.com Email - mutual@kotak.com

About pricing

Details regarding the pricing calculations please log on to <https://www.kotakmf.com/nav>

Disclaimer

The information contained in this (document) is extracted from different public sources. All reasonable care has been taken to ensure that the information contained herein is not misleading or untrue at the time of publication. This is for the information of the person to whom it is provided without any liability whatsoever on the part of Kotak Mahindra Asset Management Co Ltd or any associated companies or any employee thereof. We are not soliciting any action based on this material and is for general information only. Investors should consult their financial advisors if in doubt about whether the product is suitable for them before investing. The document includes statements/opinions which contain words or phrases such as "will", "believe", "expect" and similar expressions or variations of such expressions, that are forward looking statements. Actual results may differ materially from those suggested by the forward looking statements due to risk or uncertainties associated with the statements mentioned with respect to but not limited to exposure to market risks, general and exposure to market risks, general economic and political conditions in India and other countries globally, which have an impact on the services and/or investments, the monetary and interest policies of India, inflation, deflation, unanticipated turbulence in interest rates, foreign exchange rates, equity prices or other rates or prices etc. This is not intended for distribution or use by any person in any jurisdiction where such distribution would be contrary to local law or regulation. The distribution of it, in certain jurisdictions may be restricted or totally prohibited and accordingly, persons who come into possession of this material are required to inform themselves about, and to observe, any such restrictions. The sector(s)/ stock(s) referred, if any should not be construed as any kind of recommendation and are for information/used to explain the concept. Past performance may or may not be sustained in future. For detailed portfolio and related disclosures for the scheme please refer our website <https://www.kotakmf.com/Information/forms-and-downloads>. The portfolio and its composition is subject to change and the same position may or may not be sustained in future. The fund manager may make the changes, as per different market conditions and in the best interest of the investors. To view the latest complete performance details of the Scheme kindly refer to the factsheet on our website <https://www.kotakmf.com/Information/forms-and-downloads>. Investors may consult their financial expert before making any investment decision.

MUTUAL FUND INVESTMENTS ARE SUBJECT TO MARKET RISKS, READ ALL SCHEME RELATED DOCUMENTS CAREFULLY.

Kotak Nifty 50 Value 20 ETF

(An open ended scheme replicating/tracking
Nifty 50 Value 20 index)

31st March, 2026



Kotak Nifty 50 Value 20 ETF

▶ About Kotak Nifty 50 Value 20 ETF

1 Nifty 50 Value 20 ETF is a diversified 20 stock index providing exposure to broader sectors of the economy.

2 The Nifty 50 Value 20 ETF is designed to reflect the behaviour and performance of a diversified portfolio of value companies forming a part of Nifty50 Index.

3 It consists of the most liquid value blue chip companies.

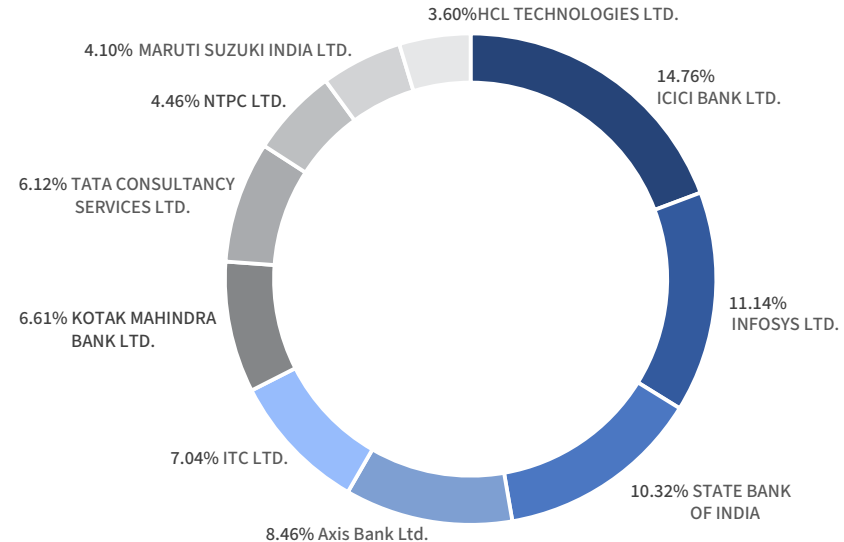


Kotak Nifty 50 Value 20 ETF

Key Features

- Buy Nifty 50 Value 20 ETF like a share through KOTAK NIFTY 50 VALUE 20 ETF.
- Exposure to a well-diversified portfolio of 20 stocks forming part of NIFTY 50 VALUE 20 ETF.
- Real time NAV & price of each unit of Kotak Nifty 50 Value 20 ETF is close to 1/100th of NIFTY50 VALUE 20 Index.
- No entry/exit load for investor.
- Relatively low expense ratio.
- Listed and traded on NSE Symbol - NV20
- Minimum purchase lot size is 1 unit on exchange and 25000 units through AMC.

Top 10 Companies@



@Source: Internal, Data as on March 31, 2026

The stocks/sectors mentioned do not constitute any kind of recommendation and are for information purpose only. Kotak Mahindra Mutual Fund may or may not hold position in the mentioned stock(s)/sector(s).

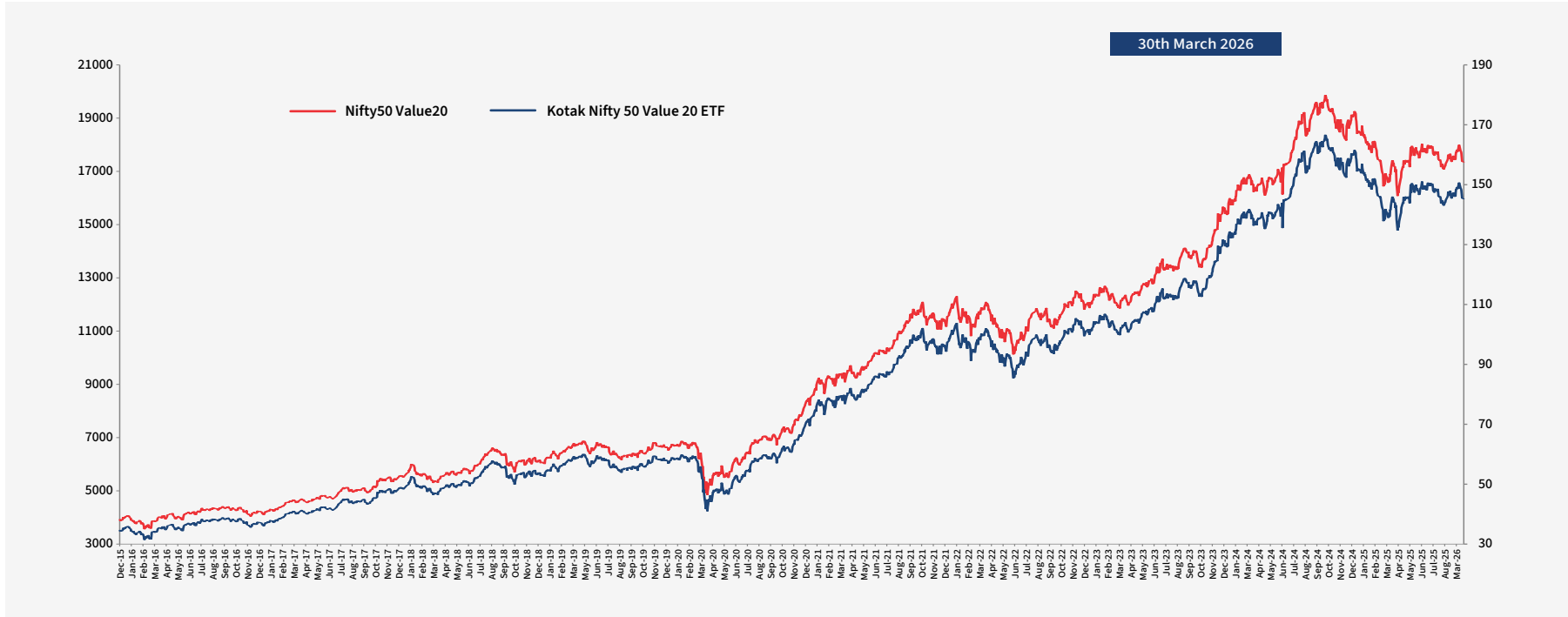
Past performance may or may not be sustained in future. For detailed portfolio and related disclosures for the scheme please refer our website

<http://www.kotakmf.com/Information/forms-and-downloads>.

The portfolio and its composition is subject to change and the same position may or may not be sustained in future.

Kotak Nifty 50 Value 20 ETF

NAV Movement



Data from Scheme inception date i.e. 2nd Dec, 2015. Source: ICRA MFI. Past performance may or may not be sustained in future. Kotak Mahindra Asset Management Company Limited ("KMAMC") is not guaranteeing or promising, or forecasting any returns.



Kotak Nifty 50 Value 20 ETF



Performance as on 30th March 2026

	Scheme Returns (%)	Nifty 50 Value 20 TRI # (%)	Alpha	Nifty 50 TRI TRI ## (%)	Current Value of Standard Investment of ₹10000 in the		
					Scheme # (₹)	Benchmark # (₹)	Additional Benchmark ## (₹)
Since Inception	13.82%	14.38%	-0.56%	11.88%	38,090	40,087	31,884
Last 1 Year	-5.72%	-5.67%	-0.05%	-3.97%	9,425	9,430	9,601
Last 3 Years	9.86%	10.03%	-0.17%	10.03%	13,258	13,320	13,320
Last 5 Years	11.26%	11.46%	-0.20%	10.01%	17,050	17,201	16,113

Scheme Inception date is 02/12/2015. Mr. Satish Dondapati has been managing the fund since 09/05/2019 & Mr. Jeetu Valechha Sonar have been managing the fund since 09/03/2026.

The Scheme does not offer any Plans/Options

Past performance may or may not be sustained in future. All payouts during the period have been reinvested in the units of the scheme at the then prevailing NAV. Returns >= 1 year: CAGR (Compounded Annualised Growth Rate). N.A stands for data not available. Note: Point to Point (PTP) Returns in INR shows the value of 10,000/- investment made at inception. Source: ICRA MFI Explorer. # Name of Scheme Benchmark. ## Name of Additional Benchmark. TRI - Total Return Index, In terms of Para no 7.23 of SEBI Master Circular no. HO/24/13/11(1)2026-IMD-POD-1/1/7602/2026 dated March 20, 2026, the performance of the scheme is benchmarked to the Total Return variant (TRI) of the Benchmark Index instead of Price Return Variant (PRI). Alpha is difference of scheme return with benchmark return.

Disclosures: To Know More about Fund Managers Top 3 & Bottom 3 scheme performance,

https://www.kotakmf.com/documents/Funds_Managed_by_Fund_Managers_Reg_Plan_Mar26

https://www.kotakmf.com/documents/Funds_Managed_by_Fund_Managers_Direct_Plan_Mar2026

Kotak Nifty 50 Value 20 ETF

Index Facts*

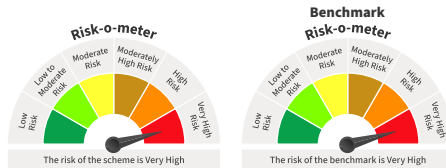
Market Cap	: ₹7311619 Crs
P/E Multiple	: 15.42
P/B Multiple	: 2.67
Div. Yield	: 2.12%

* As on 31st March 2026.
Source: www.bseindia.com

Kotak Nifty 50 Value 20 ETF

An open ended scheme replicating / tracking Nifty 50 Value 20 index

This product is suitable for investors who are seeking*:



- ▶ Long term capital growth
- ▶ Investment in stocks comprising the underlying index and endeavours to track the benchmark index, subject to tracking errors.

Investors should consult their financial advisors if in doubt about whether the product is suitable for them. For latest Riskometer, investors may refer to an addendum issued or updated on website at www.kotakmf.com

Scheme Facts

AUM (as on 31st March 2026) :	NAV (as on 30th March 2026)	: ₹13.573	
Month end AUM	: ₹77.11 crs	Expense Ratio	: 0.14%
Monthly Average AUM	: ₹80.21 crs	Load Structure :	
Benchmark	: Nifty 50 Value 20 TRI	Exit Load	: Nil
Launch Date	: 02 nd December, 2015		
Investment Manager	: Kotak Mahindra Asset Management Company Ltd		
Trustee	: Kotak Mahindra Trustee Company Ltd		
Exchange Listed	: National Stock Exchange		
NSE Symbol	: NV20		
ISIN	: INF174K01Z71		
Bloomberg Code	: KOTNV20 IN		
Tracking Error [§]	: 0.14%		
Pricing	: 1/100 th of NV20 Index value		
Creation Size	: 25,000 units per lot		

[§]Tracking error is annualized & calculated since inception till March 30th, 2026

Kotak Nifty 50 Value 20 ETF

▶ To know more

Call : 1800-222-626 (Toll Free), Mumbai 61152100, Delhi 66306900 / 02, Chennai 28221333 / 45038171, Kolkata 64509802 /03, Pune 64013395 / 96, Ahmedabad 26779888, Bangalore 66128050 / 51, Hyderabad 66178140 / 41. Visit - assetmanagement.kotak.com Email - mutual@kotak.com

▶ About pricing

Details regarding the pricing calculations please log on to <https://www.kotakmf.com/nav>

▶ Disclaimer

The information contained in this (document) is extracted from different public sources. All reasonable care has been taken to ensure that the information contained herein is not misleading or untrue at the time of publication. This is for the information of the person to whom it is provided without any liability whatsoever on the part of Kotak Mahindra Asset Management Co Ltd or any associated companies or any employee thereof. We are not soliciting any action based on this material and is for general information only. Investors should consult their financial advisors if in doubt about whether the product is suitable for them before investing. The document includes statements/opinions which contain words or phrases such as "will", "believe", "expect" and similar expressions or variations of such expressions, that are forward looking statements. Actual results may differ materially from those suggested by the forward looking statements due to risk or uncertainties associated with the statements mentioned with respect to but not limited to exposure to market risks, general and exposure to market risks, general economic and political conditions in India and other countries globally, which have an impact on the services and/or investments, the monetary and interest policies of India, inflation, deflation, unanticipated turbulence in interest rates, foreign exchange rates, equity prices or other rates or prices etc. This is not intended for distribution or use by any person in any jurisdiction where such distribution would be contrary to local law or regulation. The distribution of it, in certain jurisdictions may be restricted or totally prohibited and accordingly, persons who come into possession of this material are required to inform themselves about, and to observe, any such restrictions. The sector(s)/ stock(s) referred, if any should not be construed as any kind of recommendation and are for information/used to explain the concept. Past performance may or may not be sustained in future. For detailed portfolio and related disclosures for the scheme please refer our website <https://www.kotakmf.com/Information/forms-and-downloads>. The portfolio and its composition is subject to change and the same position may or may not be sustained in future. The fund manager may make the changes, as per different market conditions and in the best interest of the investors. To view the latest complete performance details of the Scheme kindly refer to the factsheet on our website <https://www.kotakmf.com/Information/forms-and-downloads>. Investors may consult their financial expert before making any investment decision.

MUTUAL FUND INVESTMENTS ARE SUBJECT TO MARKET RISKS, READ ALL SCHEME RELATED DOCUMENTS CAREFULLY.

Kotak Nifty 100 Low Volatility 30 ETF

An open ended scheme replicating/tracking
NIFTY 100 Low Volatility 30 Index

31st March, 2026



Kotak Nifty 100 Low Volatility 30 ETF

▶ Kotak Nifty 100 Low Volatility 30 ETF

1

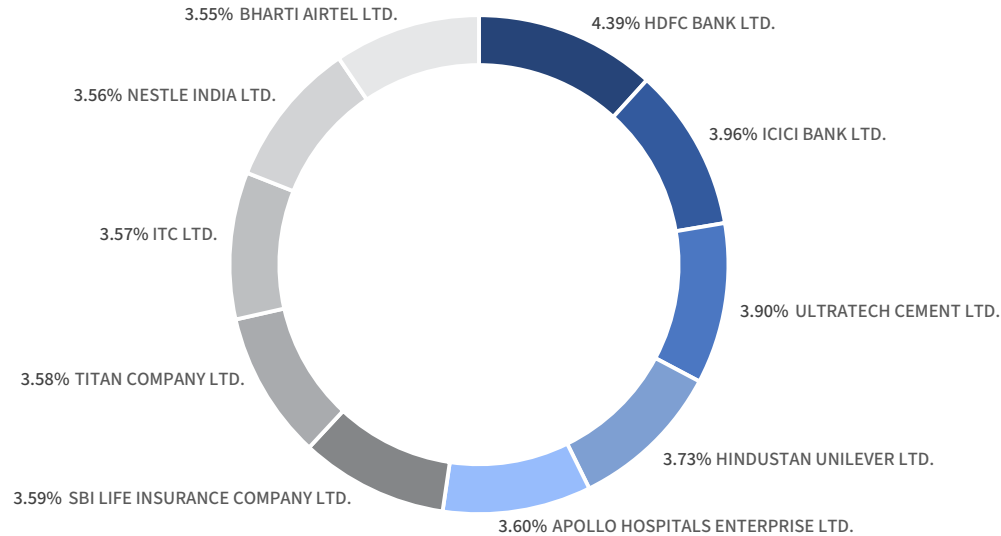
The investment objective of the scheme is to replicate the composition of the NIFTY 100 Low Volatility 30 Index and to generate returns that are commensurate with the performance of the NIFTY 100 Low Volatility 30 Index, subject to tracking errors. However, there is no assurance or guarantee that the investment objective of the scheme will be achieved.





Kotak Nifty 100 Low Volatility 30 ETF

▶ Top 10 Companies@



@Source: Internal, Data as on March 31, 2026

The stocks/sectors mentioned do not constitute any kind of recommendation and are for information purpose only. Kotak Mahindra Mutual Fund may or may not hold position in the mentioned stock(s)/sector(s).

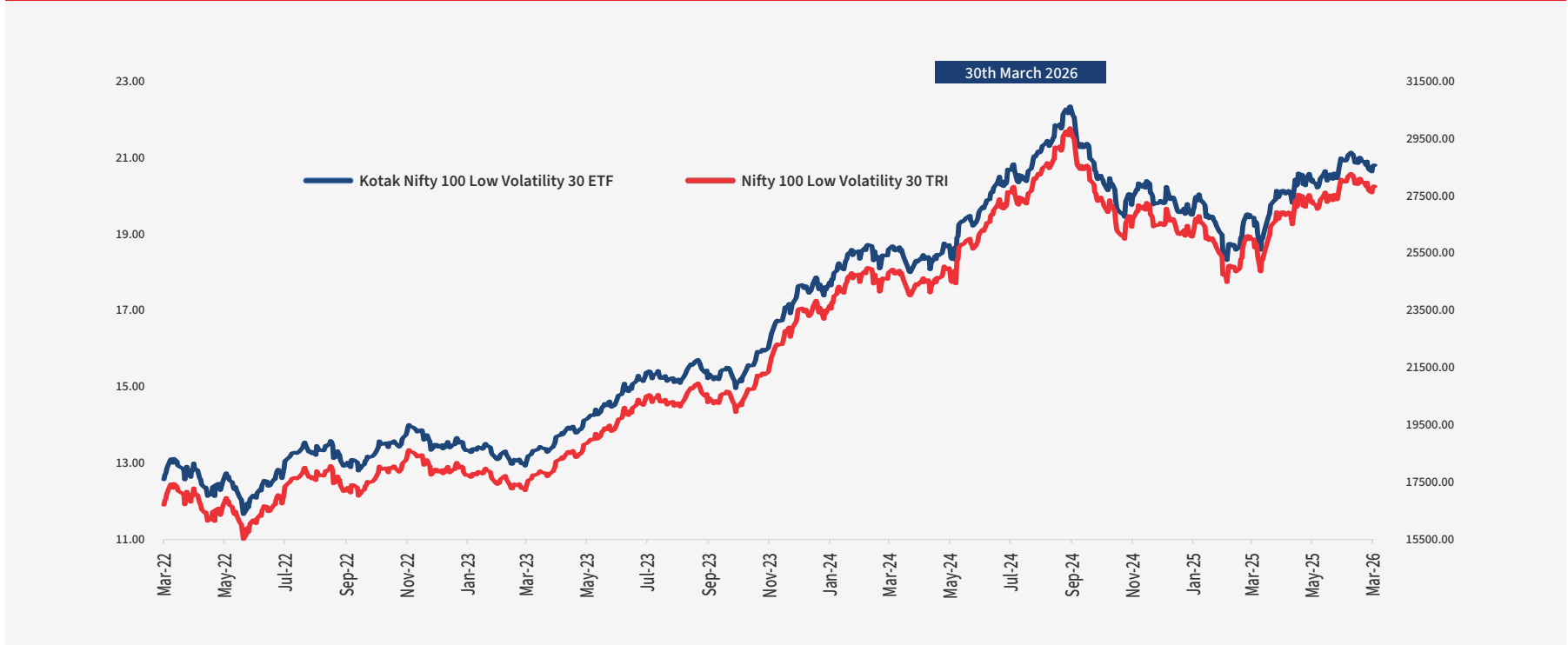
Past performance may or may not be sustained in future. For detailed portfolio and related disclosures for the scheme please refer our website

<http://www.kotakmf.com/Information/forms-and-downloads>.

The portfolio and its composition is subject to change and the same position may or may not be sustained in future.

Kotak Nifty 100 Low Volatility 30 ETF

NAV Movement



Data from Scheme inception date i.e. 23rd Mar, 2022. Source: ICRA MFI. Past performance may or may not be sustained in future. Kotak Mahindra Asset Management Company Limited ("KMAMC") is not guaranteeing or promising, or forecasting any returns.

Kotak Nifty 100 Low Volatility 30 ETF



Performance as on 30th March 2026

	Scheme Returns (%)	NIFTY 100 Low Volatility 30 TRI # (%)	Alpha	Nifty 50 TRI ## (%)	Current Value of Standard Investment of ₹10000 in the		
					Scheme # (₹)	Benchmark # (₹)	Additional Benchmark ## (₹)
Since Inception	10.97%	11.19%	-0.22%	7.88%	15,198	15,319	13,569
Last 1 Year	-1.64%	-1.50%	-0.13%	-3.97%	9,835	9,849	9,601
Last 3 Years	13.17%	13.38%	-0.21%	10.03%	14,495	14,577	13,320

Scheme Inception date is 23/3/2022. Mr. Abhishek Bisen & Mr. Satish Dondapati have been managing the fund since 23/3/2022, Mr. Jeetu Valechha Sonar have been managing the fund since 09/03/2026.

The Scheme does not offer any Plans/Options

Past performance may or may not be sustained in future. All payouts during the period have been reinvested in the units of the scheme at the then prevailing NAV. Returns >= 1 year: CAGR (Compounded Annualised Growth Rate). N.A stands for data not available. Note: Point to Point (PTP) Returns in INR shows the value of 10,000/- investment made at inception. Source: ICRA MFI Explorer. # Name of Scheme Benchmark. ## Name of Additional Benchmark. TRI - Total Return Index, In terms of Para no 7.23 of SEBI Master Circular no. HO/24/13/11(1)2026-IMD-POD-1/1/7602/2026 dated March 20, 2026, the performance of the scheme is benchmarked to the Total Return variant (TRI) of the Benchmark Index instead of Price Return Variant (PRI). Alpha is difference of scheme return with benchmark return.

Disclosures: To Know More about Fund Managers Top 3 & Bottom 3 scheme performance,

https://www.kotakmf.com/documents/Funds_Managed_by_Fund_Managers_Reg_Plan_Mar26

https://www.kotakmf.com/documents/Funds_Managed_by_Fund_Managers_Direct_Plan_Mar2026

Kotak Nifty 100 Low Volatility 30 ETF

Index Facts*

Market Cap	: ₹1793 Crs
P/E Multiple	: 25.21
P/B Multiple	: 4.46
Div. Yield	: 1.45%

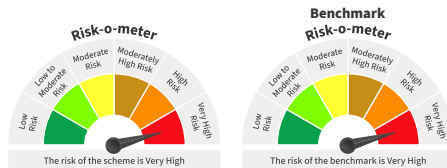
* As on 31st March 2026.

Source: www.bseindia.com

Kotak Nifty 100 Low Volatility 30 ETF

An open ended scheme replicating / tracking NIFTY 100 Low Volatility 30 Index

This product is suitable for investors who are seeking*:



- ▶ Long term capital appreciation.
- ▶ Investment in stocks comprising the underlying index and endeavours to track the benchmark index, subject to tracking errors.

* Investors should consult their financial advisors if in doubt about whether the product is suitable for them.

For latest Riskometer, investors may refer to an addendum issued or updated on website at www.kotakmf.com

Scheme Facts

AUM (as on 31st March 2026) :

Month end AUM : ₹163.30 crs

Monthly Average AUM : ₹166.53 crs

Benchmark : Nifty 100 Low Volatility 30 TRI

Launch Date : 23th March, 2022

Investment Manager : Kotak Mahindra Asset Management Company Ltd

Trustee : Kotak Mahindra Trustee Company Ltd

Exchange Listed : National Stock Exchange

NSE Symbol : LOWVOL1

ISIN : INF174KA1IY5

Bloomberg Code : KLOVL30 IN Equity

Tracking Error⁵ : 0.04%

Pricing : 1/1000th of Nifty 100 Low Volatility 30 Index

Creation Size : 2,00,00 units per lot

Reuters Code : KTPU.NS

NAV (as on 30th March 2026)

: ₹19.1199

Expense Ratio

: 0.09%

Load Structure :

Exit Load : Nil

Entry Load : Nil

⁵Tracking error is annualized & calculated since inception till March 30th, 2026

Kotak Nifty 100 Low Volatility 30 ETF



▶ To know more

Call : 1800-222-626 (Toll Free), Mumbai 61152100, Delhi 66306900 / 02, Chennai 28221333 / 45038171, Kolkata 64509802 /03, Pune 64013395 / 96, Ahmedabad 26779888, Bangalore 66128050 / 51, Hyderabad 66178140 / 41. Visit - assetmanagement.kotak.com Email - mutual@kotak.com

▶ About pricing

Details regarding the pricing calculations please log on to <https://www.kotakmf.com/nav>

▶ Disclaimer

The information contained in this (document) is extracted from different public sources. All reasonable care has been taken to ensure that the information contained herein is not misleading or untrue at the time of publication. This is for the information of the person to whom it is provided without any liability whatsoever on the part of Kotak Mahindra Asset Management Co Ltd or any associated companies or any employee thereof. We are not soliciting any action based on this material and is for general information only. Investors should consult their financial advisors if in doubt about whether the product is suitable for them before investing. The document includes statements/opinions which contain words or phrases such as "will", "believe", "expect" and similar expressions or variations of such expressions, that are forward looking statements. Actual results may differ materially from those suggested by the forward looking statements due to risk or uncertainties associated with the statements mentioned with respect to but not limited to exposure to market risks, general and exposure to market risks, general economic and political conditions in India and other countries globally, which have an impact on the services and/or investments, the monetary and interest policies of India, inflation, deflation, unanticipated turbulence in interest rates, foreign exchange rates, equity prices or other rates or prices etc. This is not intended for distribution or use by any person in any jurisdiction where such distribution would be contrary to local law or regulation. The distribution of it, in certain jurisdictions may be restricted or totally prohibited and accordingly, persons who come into possession of this material are required to inform themselves about, and to observe, any such restrictions. The sector(s)/ stock(s) referred, if any should not be construed as any kind of recommendation and are for information/used to explain the concept. Past performance may or may not be sustained in future. For detailed portfolio and related disclosures for the scheme please refer our website <https://www.kotakmf.com/Information/forms-and-downloads>. The portfolio and its composition is subject to change and the same position may or may not be sustained in future. The fund manager may make the changes, as per different market conditions and in the best interest of the investors. To view the latest complete performance details of the Scheme kindly refer to the factsheet on our website <https://www.kotakmf.com/Information/forms-and-downloads>. Investors may consult their financial expert before making any investment decision.

MUTUAL FUND INVESTMENTS ARE SUBJECT TO MARKET RISKS, READ ALL SCHEME RELATED DOCUMENTS CAREFULLY.

Kotak Nifty Alpha 50 ETF

An open ended scheme replicating/tracking
Nifty Alpha 50 Index

31st March, 2026



Kotak Nifty Alpha 50 ETF

About Kotak Nifty Alpha 50 ETF

1

An open ended scheme replicating /tracking Nifty Alpha 50 Index

2

NIFTY Alpha 50 index tracks the performance of 50 stocks with high Alphas in last one year. It is chosen from Top 300 companies by average free-float market capitalization and average daily turnover for the last six months

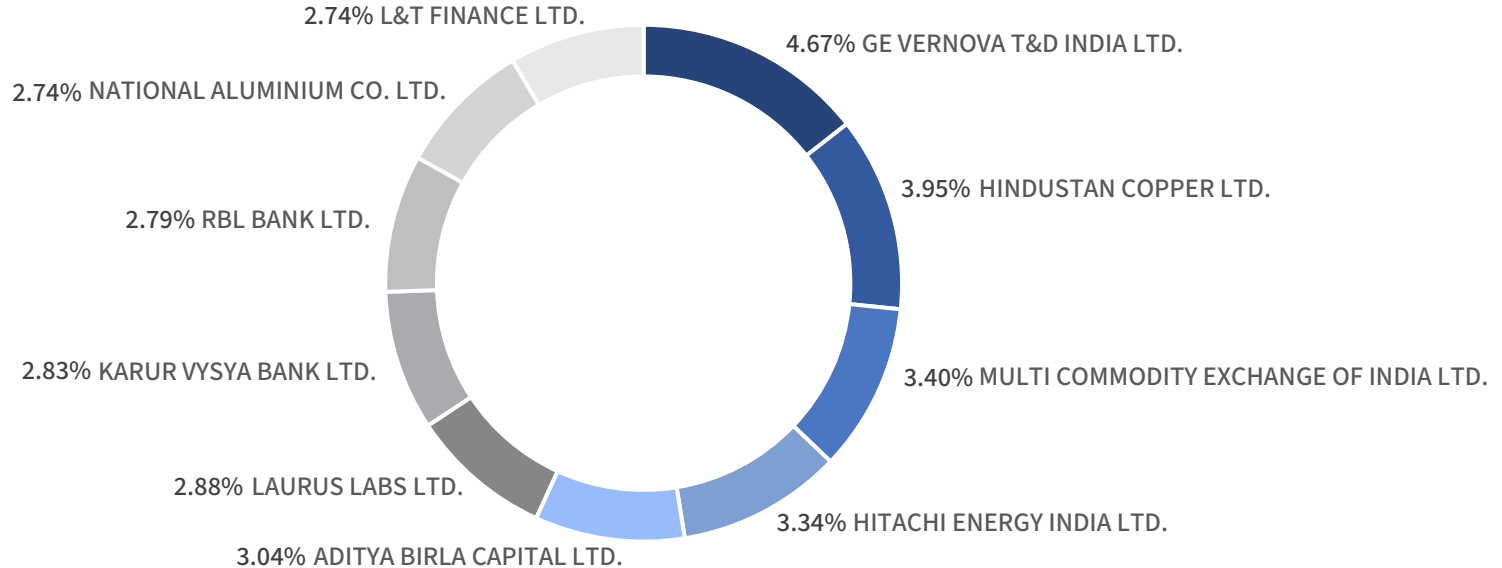


3

Security with highest alpha in the index is assigned the highest weight. Potential for long term wealth creation

Kotak Nifty Alpha 50 ETF

▶ Top 10 Companies@



@Source: Internal, Data as on March 31, 2026

The stocks/sectors mentioned do not constitute any kind of recommendation and are for information purpose only. Kotak Mahindra Mutual Fund may or may not hold position in the mentioned stock(s)/sector(s).

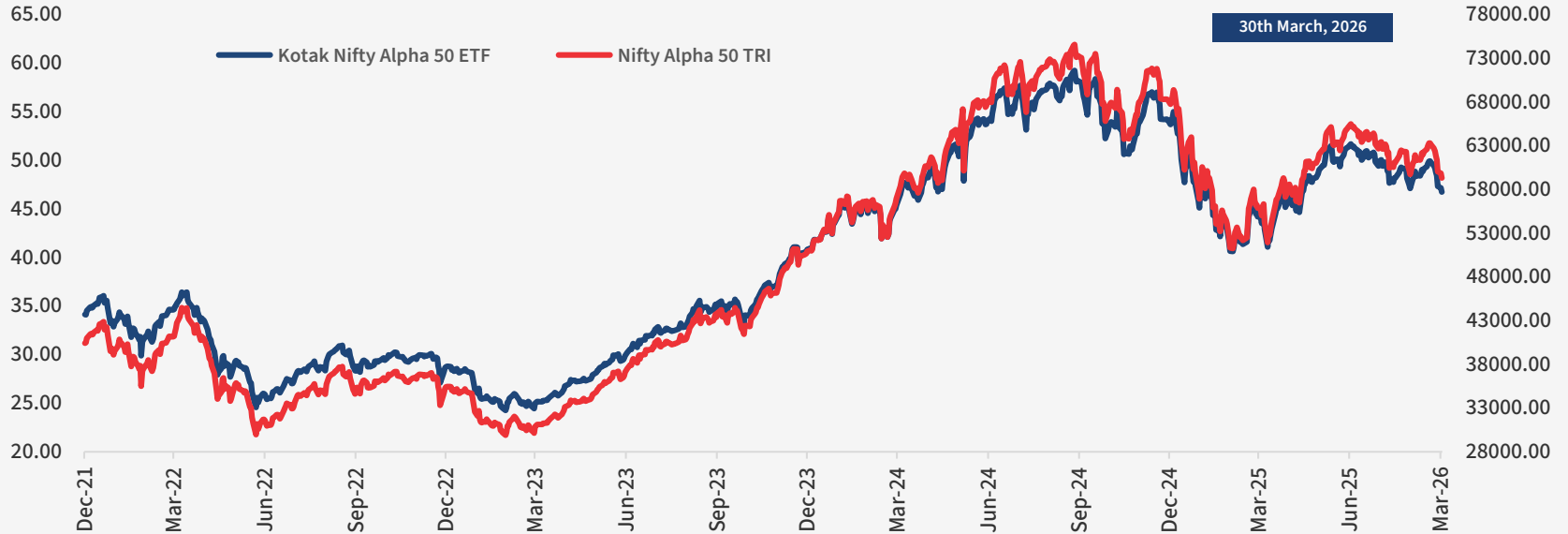
Past performance may or may not be sustained in future. For detailed portfolio and related disclosures for the scheme please refer our website

<http://www.kotakmf.com/Information/forms-and-downloads>.

The portfolio and its composition is subject to change and the same position may or may not be sustained in future.

Kotak Nifty Alpha 50 ETF

NAV Movement



Data from Scheme inception date i.e. 22nd Dec, 2021. Source: ICRA MFI. Past performance may or may not be sustained in future. Kotak Mahindra Asset Management Company Limited ("KMAMC") is not guaranteeing or promising, or forecasting any returns.

Kotak Nifty Alpha 50 ETF

Performance as on 30th March 2026

	Scheme Returns (%)	Nifty Alpha 50 TRI # (%)	Alpha	Nifty 50 TRI ## (%)	Current Value of Standard Investment of ₹10000 in the		
					Scheme # (₹)	Benchmark # (₹)	Additional Benchmark ## (₹)
Since Inception	6.09%	7.93%	-1.84%	7.89%	12,872	13,851	13,829
Last 1 Year	-3.50%	-2.97%	-0.54%	-3.97%	9,648	9,702	9,601
Last 3 Years	19.20%	20.31%	-1.11%	10.03%	16,936	17,416	13,320

Scheme Inception date is 22/12/2021. Mr. Satish Dondapati & Mr. Abhishek Bisen has been managing the fund since 22/12/2021, Mr. Jeetu Valechha Sonar have been managing the fund since 09/03/2026.

The Scheme does not offer any Plans/Options

Past performance may or may not be sustained in future. All payouts during the period have been reinvested in the units of the scheme at the then prevailing NAV. Returns >= 1 year: CAGR (Compounded Annualised Growth Rate). N.A stands for data not available. Note: Point to Point (PTP) Returns in INR shows the value of 10,000/- investment made at inception. Source: ICRA MFI Explorer. # Name of Scheme Benchmark. ## Name of Additional Benchmark. TRI - Total Return Index, In terms of Para no 7.23 of SEBI Master Circular no. HO/24/13/11(1)2026-IMD-POD-1/1/7602/2026 dated March 20, 2026, the performance of the scheme is benchmarked to the Total Return variant (TRI) of the Benchmark Index instead of Price Return Variant (PRI). Alpha is difference of scheme return with benchmark return.

Disclosures: To Know More about Fund Managers Top 3 & Bottom 3 scheme performance,

https://www.kotakmf.com/documents/Funds_Managed_by_Fund_Managers_Reg_Plan_Mar26

https://www.kotakmf.com/documents/Funds_Managed_by_Fund_Managers_Direct_Plan_Mar2026

Kotak Nifty Alpha 50 ETF

Index Facts*

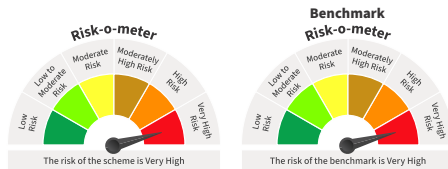
Market Cap	: ₹5174 Crs
P/E Multiple	: 23.91
P/B Multiple	: 3.73
Div. Yield	: 0.90%

* As on 31st March 2026.
Source: www.bseindia.com

Kotak Nifty Alpha 50 ETF

An open ended scheme replicating / tracking NIFTY Alpha 50 Index

This product is suitable for investors who are seeking*:



- ▶ Long term capital growth
- ▶ Investment in stocks comprising the underlying index and endeavours to track the benchmark index, subject to tracking errors.

*Investors should consult their financial advisors if in doubt about whether the product is suitable for them.
For latest Riskometer, investors may refer to an addendum issued or updated on website at www.kotakmf.com

Scheme Facts

AUM (as on 31st March 2026) :	NAV (as on 30th March 2026)	: ₹42.6056	
Month end AUM	: ₹683.50 crs	Expense Ratio	: 0.30%
Monthly Average AUM	: ₹704.82 crs	Load Structure :	
Benchmark	: NIFTY Alpha 50 Index (TRI)	Exit Load	: Nil
Launch Date	: 22 nd December, 2021		
Investment Manager	: Kotak Mahindra Asset Management Company Ltd		
Trustee	: Kotak Mahindra Trustee Company Ltd		
Exchange Listed	: National Stock Exchange		
NSE Symbol	: ALPHA		
ISIN	: INF174KA1IA5		
Bloomberg Code	: KNA50TF IN EQUITY		
Tracking Error [§]	: 0.19%		
Pricing	: 1/1000th of Nifty Alpha 50 ETF		
Creation Size	: 1,00,000 units per lot		
Reuters Code	: KTPU.NS		

[§]Tracking error is annualized & calculated since inception till March 30th, 2026

Kotak Nifty Alpha 50 ETF



▶ To know more

Call : 1800-222-626 (Toll Free), Mumbai 61152100, Delhi 66306900 / 02, Chennai 28221333 / 45038171, Kolkata 64509802 /03, Pune 64013395 / 96, Ahmedabad 26779888, Bangalore 66128050 / 51, Hyderabad 66178140 / 41. Visit - assetmanagement.kotak.com Email - mutual@kotak.com

▶ About pricing

Details regarding the pricing calculations please log on to <https://www.kotakmf.com/nav>

▶ Disclaimer

The information contained in this (document) is extracted from different public sources. All reasonable care has been taken to ensure that the information contained herein is not misleading or untrue at the time of publication. This is for the information of the person to whom it is provided without any liability whatsoever on the part of Kotak Mahindra Asset Management Co Ltd or any associated companies or any employee thereof. We are not soliciting any action based on this material and is for general information only. Investors should consult their financial advisors if in doubt about whether the product is suitable for them before investing. The document includes statements/opinions which contain words or phrases such as "will", "believe", "expect" and similar expressions or variations of such expressions, that are forward looking statements. Actual results may differ materially from those suggested by the forward looking statements due to risk or uncertainties associated with the statements mentioned with respect to but not limited to exposure to market risks, general and exposure to market risks, general economic and political conditions in India and other countries globally, which have an impact on the services and/or investments, the monetary and interest policies of India, inflation, deflation, unanticipated turbulence in interest rates, foreign exchange rates, equity prices or other rates or prices etc. This is not intended for distribution or use by any person in any jurisdiction where such distribution would be contrary to local law or regulation. The distribution of it, in certain jurisdictions may be restricted or totally prohibited and accordingly, persons who come into possession of this material are required to inform themselves about, and to observe, any such restrictions. The sector(s)/ stock(s) referred, if any should not be construed as any kind of recommendation and are for information/used to explain the concept. Past performance may or may not be sustained in future. For detailed portfolio and related disclosures for the scheme please refer our website <https://www.kotakmf.com/Information/forms-and-downloads>. The portfolio and its composition is subject to change and the same position may or may not be sustained in future. The fund manager may make the changes, as per different market conditions and in the best interest of the investors. To view the latest complete performance details of the Scheme kindly refer to the factsheet on our website <https://www.kotakmf.com/Information/forms-and-downloads>. Investors may consult their financial expert before making any investment decision.

MUTUAL FUND INVESTMENTS ARE SUBJECT TO MARKET RISKS, READ ALL SCHEME RELATED DOCUMENTS CAREFULLY.

Kotak Nifty Bank ETF

An open ended scheme replicating/tracking
Nifty Bank index

31st March, 2026



Kotak Nifty Bank ETF

▶ About Kotak Nifty Bank ETF

1

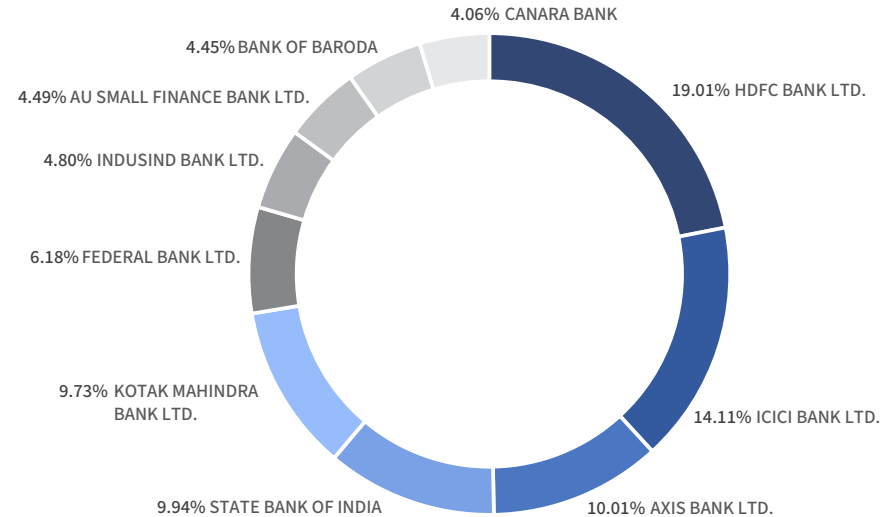
Kotak Nifty Bank ETF is an open-ended exchange traded fund. Kotak Nifty Bank ETF is trading on the National Stock Exchange (NSE). It reflects the evolution of the Nifty Bank Index. The Fund manager would invest predominantly in stocks forming part of the underlying in the same ratio. Kotak Nifty Bank ETF endeavors to mirror the returns given by the Nifty Bank Index as closely as possible post expenses. Units can be bought and sold like any other equity share on the Stock Exchange. Any investor eligible to invest in equity shares can invest in Kotak Nifty Bank ETF.



Key Features

- Buy Nifty Bank Index like a share through Kotak Nifty Bank ETF.
- Real time indicative NAV & price of each unit of Kotak Banking ETF is close to 1/100th of Nifty Bank Index.
- No entry/exit load for investor.
- Low expense ratio.
- Listed and traded on NSE Symbol - BANKNIFTY1 • BSE Scrip Code - 590136
- Minimum purchase lot size is 1 unit on exchange and 7500 units through AMC.

Top 10 Companies@



@Source: Internal, Data as on March 31, 2026

The stocks/sectors mentioned do not constitute any kind of recommendation and are for information purpose only. Kotak Mahindra Mutual Fund may or may not hold position in the mentioned stock(s)/sector(s).

Past performance may or may not be sustained in future. For detailed portfolio and related disclosures for the scheme please refer our website

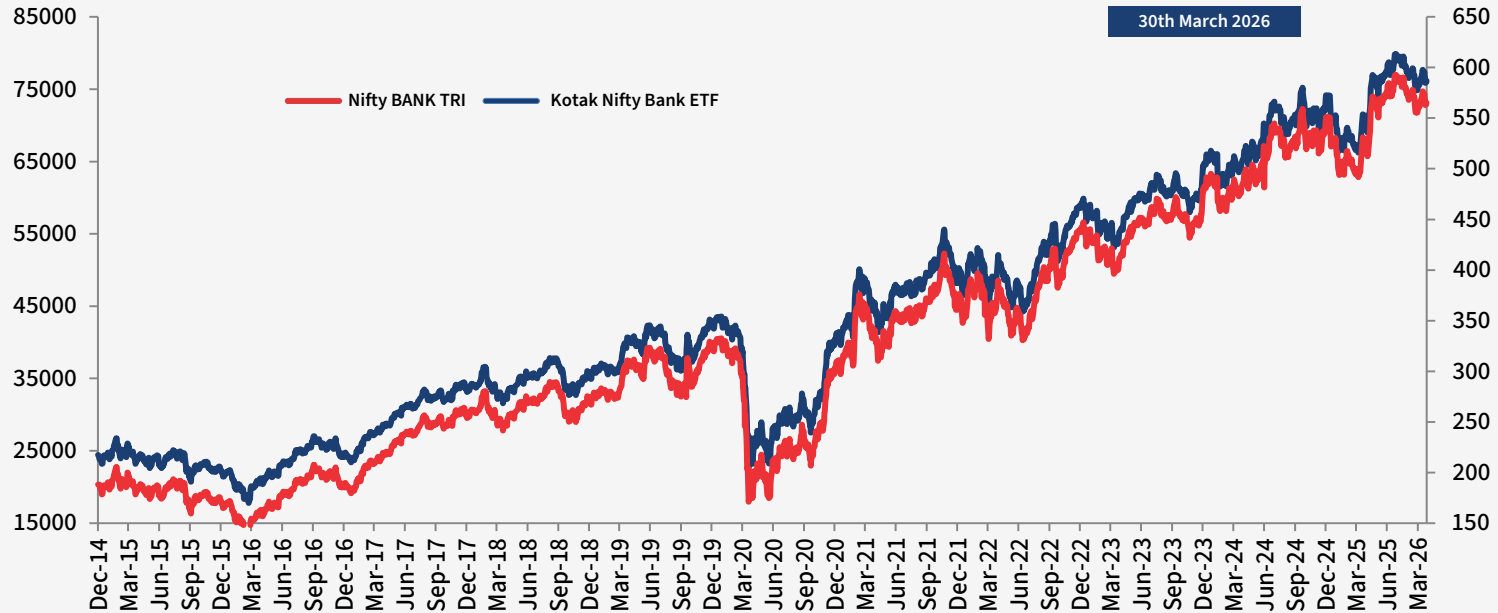
<http://www.kotakmf.com/Information/forms-and-downloads>.

The portfolio and its composition is subject to change and the same position may or may not be sustained in future.

Kotak Nifty Bank ETF



NAV Movement



Data from Scheme inception date i.e. 4th Dec, 2014. Source: ICRA MFI. Past performance may or may not be sustained in future. Kotak Mahindra Asset Management Company Limited ("KMAMC") is not guaranteeing or promising, or forecasting any returns.



Kotak Nifty Bank ETF



Performance as on 30th March 2026

	Scheme Returns (%)	Nifty Bank TRI # (%)	Alpha	Nifty 50 TRI ## (%)	Current Value of Standard Investment of ₹10000 in the		
					Scheme # (₹)	Benchmark # (₹)	Additional Benchmark ## (₹)
Since Inception	9.40%	9.76%	-0.36%	10.14%	27,657	28,700	29,857
Last 1 Year	-1.90%	-1.72%	-0.18%	-3.97%	9,809	9,827	9,601
Last 3 Years	8.06%	8.28%	-0.22%	10.03%	12,619	12,696	13,320
Last 5 Years	9.14%	9.39%	-0.25%	10.01%	15,484	15,662	16,113

Scheme Inception date is 04/12/2014. Mr. Satish Dondapati has been managing the fund since 09/05/2019 & Mr. Jeetu Valechha Sonar have been managing the fund since 09/03/2026.

The Scheme does not offer any Plans. Options - Payout of Income Distribution cum Capital Withdrawal (IDCW).

Past performance may or may not be sustained in future. All payouts during the period have been reinvested in the units of the scheme at the then prevailing NAV. Returns >= 1 year: CAGR (Compounded Annualised Growth Rate). N.A stands for data not available. Note: Point to Point (PTP) Returns in INR shows the value of 10,000/- investment made at inception. Source: ICRA MFI Explorer. # Name of Scheme Benchmark. ## Name of Additional Benchmark. TRI - Total Return Index, In terms of Para no 7.23 of SEBI Master Circular no. HO/24/13/11(1)2026-IMD-POD-1/1/7602/2026 dated March 20, 2026, the performance of the scheme is benchmarked to the Total Return variant (TRI) of the Benchmark Index instead of Price Return Variant (PRI). Alpha is difference of scheme return with benchmark return.

Disclosures: To Know More about Fund Managers Top 3 & Bottom 3 scheme performance,

https://www.kotakmf.com/documents/Funds_Managed_by_Fund_Managers_Reg_Plan_Mar26

https://www.kotakmf.com/documents/Funds_Managed_by_Fund_Managers_Direct_Plan_Mar2026

Index Facts*

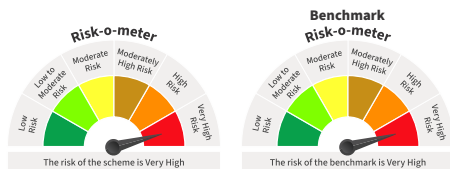
Market Cap	: ₹4377050 Crs
P/E Multiple	: 13.38
P/B Multiple	: 1.71
Div. Yield	: 1.17%

* As on 31st March 2026.
Source: www.bseindia.com

Kotak Nifty Bank ETF

An open ended scheme replicating / tracking Nifty Bank index

This product is suitable for investors who are seeking*:



- ▶ Long term capital growth
- ▶ Investment in stocks comprising the underlying index and endeavours to track the benchmark index, subject to tracking errors.

*Investors should consult their financial advisors if in doubt about whether the product is suitable for them.
For latest Riskometer, investors may refer to an addendum issued or updated on website at www.kotakmf.com

Scheme Facts

AUM (as on 31st March 2026) :	NAV (as on 30th March 2026)	: ₹51.96	
Month end AUM	: ₹4,394.97 crs	Expense Ratio	: 0.15%
Monthly Average AUM	: ₹5,546.79 crs	Load Structure :	
Benchmark	: Nifty Bank TRI	Exit Load	: Nil
Launch Date	: 04 th December, 2014		
Investment Manager	: Kotak Mahindra Asset Management Company Ltd		
Trustee	: Kotak Mahindra Trustee Company Ltd		
Exchange Listed	: National Stock Exchange		
NSE and BSE Symbol	: NSE Symbol - BANKNIFTY1 • BSE Scrip Code - 590136		
ISIN	: INF174K01F59		
Bloomberg Code	: KOTBANK IN		
Tracking Error [§]	: 0.03%		
Pricing	: 1/100 th of Nifty Bank Value		
Creation Size	: 7500 Units per lot		
Reuters Code	: KTPU.NS		

[§]Tracking error is annualized & calculated since inception till March 30th, 2026

To know more

Call : 1800-222-626 (Toll Free), Mumbai 61152100, Delhi 66306900 / 02, Chennai 28221333 / 45038171, Kolkata 64509802 /03, Pune 64013395 / 96, Ahmedabad 26779888, Bangalore 66128050 / 51, Hyderabad 66178140 / 41. Visit - assetmanagement.kotak.com Email - mutual@kotak.com

About pricing

Details regarding the pricing calculations please log on to <https://www.kotakmf.com/nav>

Disclaimer

The information contained in this (document) is extracted from different public sources. All reasonable care has been taken to ensure that the information contained herein is not misleading or untrue at the time of publication. This is for the information of the person to whom it is provided without any liability whatsoever on the part of Kotak Mahindra Asset Management Co Ltd or any associated companies or any employee thereof. We are not soliciting any action based on this material and is for general information only. Investors should consult their financial advisors if in doubt about whether the product is suitable for them before investing. The document includes statements/opinions which contain words or phrases such as "will", "believe", "expect" and similar expressions or variations of such expressions, that are forward looking statements. Actual results may differ materially from those suggested by the forward looking statements due to risk or uncertainties associated with the statements mentioned with respect to but not limited to exposure to market risks, general and exposure to market risks, general economic and political conditions in India and other countries globally, which have an impact on the services and/or investments, the monetary and interest policies of India, inflation, deflation, unanticipated turbulence in interest rates, foreign exchange rates, equity prices or other rates or prices etc. This is not intended for distribution or use by any person in any jurisdiction where such distribution would be contrary to local law or regulation. The distribution of it, in certain jurisdictions may be restricted or totally prohibited and accordingly, persons who come into possession of this material are required to inform themselves about, and to observe, any such restrictions. The sector(s)/ stock(s) referred, if any should not be construed as any kind of recommendation and are for information/used to explain the concept. Past performance may or may not be sustained in future. For detailed portfolio and related disclosures for the scheme please refer our website <https://www.kotakmf.com/Information/forms-and-downloads>. The portfolio and its composition is subject to change and the same position may or may not be sustained in future. The fund manager may make the changes, as per different market conditions and in the best interest of the investors. To view the latest complete performance details of the Scheme kindly refer to the factsheet on our website <https://www.kotakmf.com/Information/forms-and-downloads>. Investors may consult their financial expert before making any investment decision.

MUTUAL FUND INVESTMENTS ARE SUBJECT TO MARKET RISKS, READ ALL SCHEME RELATED DOCUMENTS CAREFULLY.



Kotak NIFTY India Consumption ETF

An open ended scheme replicating/tracking
NIFTY India Consumption Index

31st March, 2026



Kotak NIFTY India Consumption ETF

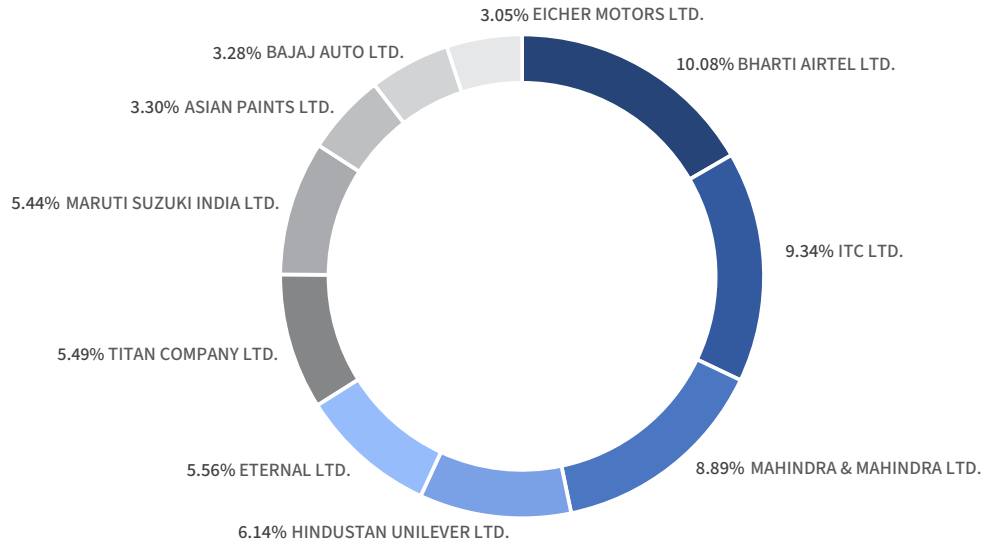
▶ About Kotak NIFTY India Consumption ETF

- 1** An open-ended scheme replicating/
tracking NIFTY India Consumption Index



Kotak NIFTY India Consumption ETF

▶ Top 10 Companies@



@Source: Internal, Data as on March 31, 2026

The stocks/sectors mentioned do not constitute any kind of recommendation and are for information purpose only. Kotak Mahindra Mutual Fund may or may not hold position in the mentioned stock(s)/sector(s).

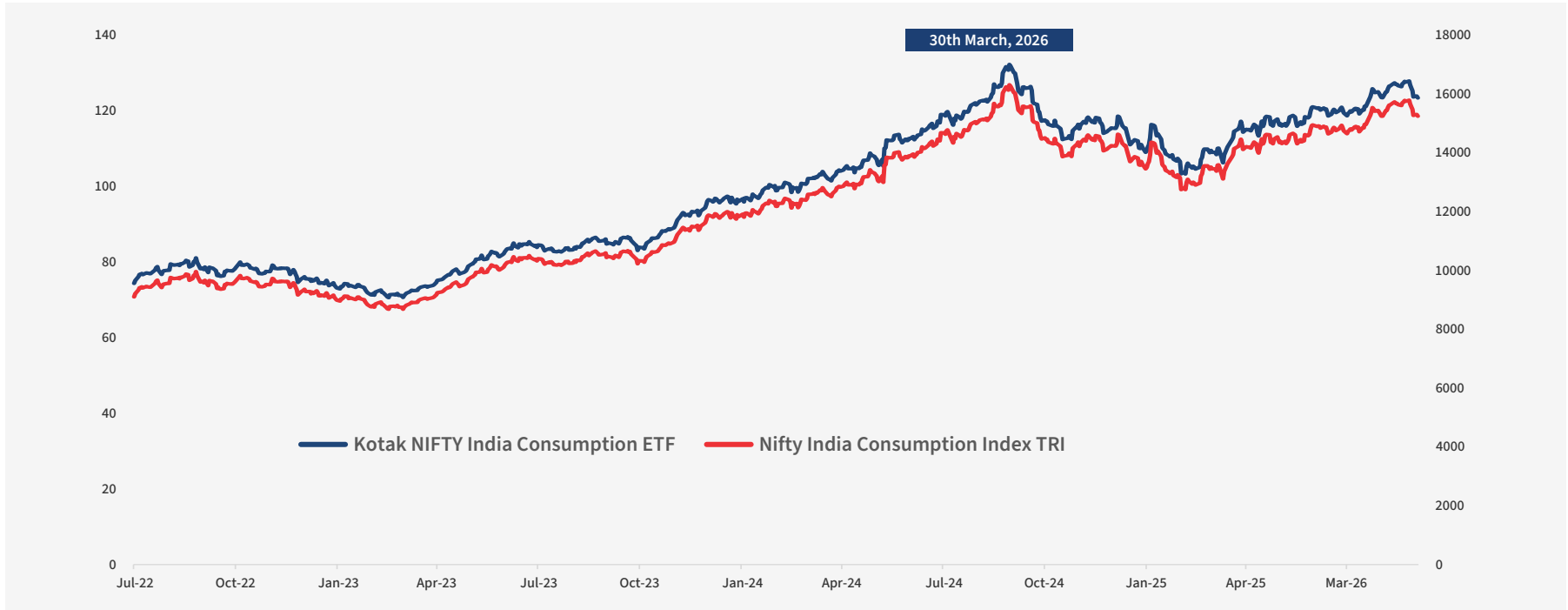
Past performance may or may not be sustained in future. For detailed portfolio and related disclosures for the scheme please refer our website

<http://www.kotakmf.com/Information/forms-and-downloads>.

The portfolio and its composition is subject to change and the same position may or may not be sustained in future.

Kotak NIFTY India Consumption ETF

NAV Movement



Data from Scheme inception date i.e. 28th Jul, 2022. Source: ICRA MFI. Past performance may or may not be sustained in future. Kotak Mahindra Asset Management Company Limited ("KMAMC") is not guaranteeing or promising, or forecasting any returns.

Kotak NIFTY India Consumption ETF



Performance as on 30th March 2026

	Scheme Returns (%)	NIFTY India Consumption Index TRI # (%)	Alpha	Nifty 50 TRI TRI ## (%)	Current Value of Standard Investment of ₹10000 in the		
					Scheme # (₹)	Benchmark # (₹)	Additional Benchmark ## (₹)
Since Inception	10.09%	10.37%	-0.28%	8.99%	14,236	14,370	13,719
Last 1 Year	-2.87%	-2.73%	-0.14%	-3.97%	9,711	9,725	9,601
Last 3 Years	13.84%	14.04%	-0.19%	10.03%	14,754	14,829	13,320

Scheme Inception date is 28/7/2022. Mr. Abhishek Bisen & Mr. Satish Dondapati have been managing the fund since 28/7/2022, Mr. Jeetu Valechha Sonar have been managing the fund since 09/03/2026. The Scheme does not offer any Plans/Options

Past performance may or may not be sustained in future. All payouts during the period have been reinvested in the units of the scheme at the then prevailing NAV. Returns >= 1 year: CAGR (Compounded Annualised Growth Rate). N.A stands for data not available. Note: Point to Point (PTP) Returns in INR shows the value of 10,000/- investment made at inception. Source: ICRA MFI Explorer. # Name of Scheme Benchmark. ## Name of Additional Benchmark. TRI - Total Return Index, In terms of Para no 7.23 of SEBI Master Circular no. HO/24/13/11(1)2026-IMD-POD-1/1/7602/2026 dated March 20, 2026, the performance of the scheme is benchmarked to the Total Return variant (TRI) of the Benchmark Index instead of Price Return Variant (PRI). Alpha is difference of scheme return with benchmark return.

Disclosures: To Know More about Fund Managers Top 3 & Bottom 3 scheme performance,

https://www.kotakmf.com/documents/Funds_Managed_by_Fund_Managers_Reg_Plan_Mar26

https://www.kotakmf.com/documents/Funds_Managed_by_Fund_Managers_Direct_Plan_Mar2026

Kotak NIFTY India Consumption ETF

Index Facts*

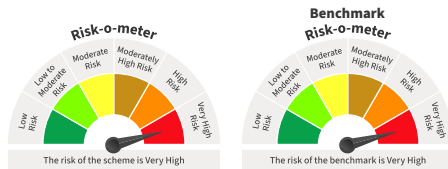
Market Cap	: ₹6468143 Crs
P/E Multiple	: 34.47
P/B Multiple	: 6.97
Div. Yield	: 1.09%

* As on 31st March 2026.
Source: www.bseindia.com

Kotak NIFTY India Consumption ETF

An open ended scheme replicating/tracking NIFTY India Consumption Index

This product is suitable for investors who are seeking*:



- ▶ Long term capital growth
- ▶ Investment in stocks comprising the underlying index and endeavours to track the benchmark index, subject to tracking errors.

*Investors should consult their financial advisors if in doubt about whether the product is suitable for them.
For latest Riskometer, investors may refer to an addendum issued or updated on website at www.kotakmf.com

Scheme Facts

AUM (as on 31st March 2026) :	NAV (as on 30th March 2026)	: ₹10.586	
Month end AUM	: ₹31.13 crs	Expense Ratio	: 0.10%
Monthly Average AUM	: ₹32.57 crs	Load Structure :	
Benchmark	: NIFTY India Consumption Index TRI	Exit Load	: Nil
Launch Date	: 28 th July, 2022		
Investment Manager	: Kotak Mahindra Asset Management Company Ltd		
Trustee	: Kotak Mahindra Trustee Company Ltd		
Exchange Listed	: National Stock Exchange		
NSE Symbol	: CONS		
ISIN	: INF174KA1JE5		
Bloomberg Code	: KOCNSMP IN		
Tracking Error [§]	: 0.05%		
Creation Size	: 25,000 units per lot		

[§]Tracking error is annualized & calculated since inception till March 30th, 2026

Kotak NIFTY India Consumption ETF



▶ To know more

Call : 1800-222-626 (Toll Free), Mumbai 61152100, Delhi 66306900 / 02, Chennai 28221333 / 45038171, Kolkata 64509802 /03, Pune 64013395 / 96, Ahmedabad 26779888, Bangalore 66128050 / 51, Hyderabad 66178140 / 41. Visit - assetmanagement.kotak.com Email - mutual@kotak.com

▶ About pricing

Details regarding the pricing calculations please log on to <https://www.kotakmf.com/nav>

▶ Disclaimer

The information contained in this (document) is extracted from different public sources. All reasonable care has been taken to ensure that the information contained herein is not misleading or untrue at the time of publication. This is for the information of the person to whom it is provided without any liability whatsoever on the part of Kotak Mahindra Asset Management Co Ltd or any associated companies or any employee thereof. We are not soliciting any action based on this material and is for general information only. Investors should consult their financial advisors if in doubt about whether the product is suitable for them before investing. The document includes statements/opinions which contain words or phrases such as "will", "believe", "expect" and similar expressions or variations of such expressions, that are forward looking statements. Actual results may differ materially from those suggested by the forward looking statements due to risk or uncertainties associated with the statements mentioned with respect to but not limited to exposure to market risks, general and exposure to market risks, general economic and political conditions in India and other countries globally, which have an impact on the services and/or investments, the monetary and interest policies of India, inflation, deflation, unanticipated turbulence in interest rates, foreign exchange rates, equity prices or other rates or prices etc. This is not intended for distribution or use by any person in any jurisdiction where such distribution would be contrary to local law or regulation. The distribution of it, in certain jurisdictions may be restricted or totally prohibited and accordingly, persons who come into possession of this material are required to inform themselves about, and to observe, any such restrictions. The sector(s)/ stock(s) referred, if any should not be construed as any kind of recommendation and are for information/used to explain the concept. Past performance may or may not be sustained in future. For detailed portfolio and related disclosures for the scheme please refer our website <https://www.kotakmf.com/Information/forms-and-downloads>. The portfolio and its composition is subject to change and the same position may or may not be sustained in future. The fund manager may make the changes, as per different market conditions and in the best interest of the investors. To view the latest complete performance details of the Scheme kindly refer to the factsheet on our website <https://www.kotakmf.com/Information/forms-and-downloads>. Investors may consult their financial expert before making any investment decision.

MUTUAL FUND INVESTMENTS ARE SUBJECT TO MARKET RISKS, READ ALL SCHEME RELATED DOCUMENTS CAREFULLY.



Kotak Nifty IT ETF

An open ended scheme replicating/ tracking
NIFTY IT Index

31st March, 2026



Kotak Nifty IT ETF

Kotak Nifty IT ETF

1

The investment objective of the scheme is to replicate the composition of the NIFTY IT Index and to generate returns that are commensurate with the performance of the NIFTY IT Index, subject to tracking errors. However, there is no assurance or guarantee that the investment objective of the scheme will be achieved.



2

The scheme will follow passive investment strategy with investments in stocks in the same proportion as in NIFTY IT Index to achieve the investment objective.

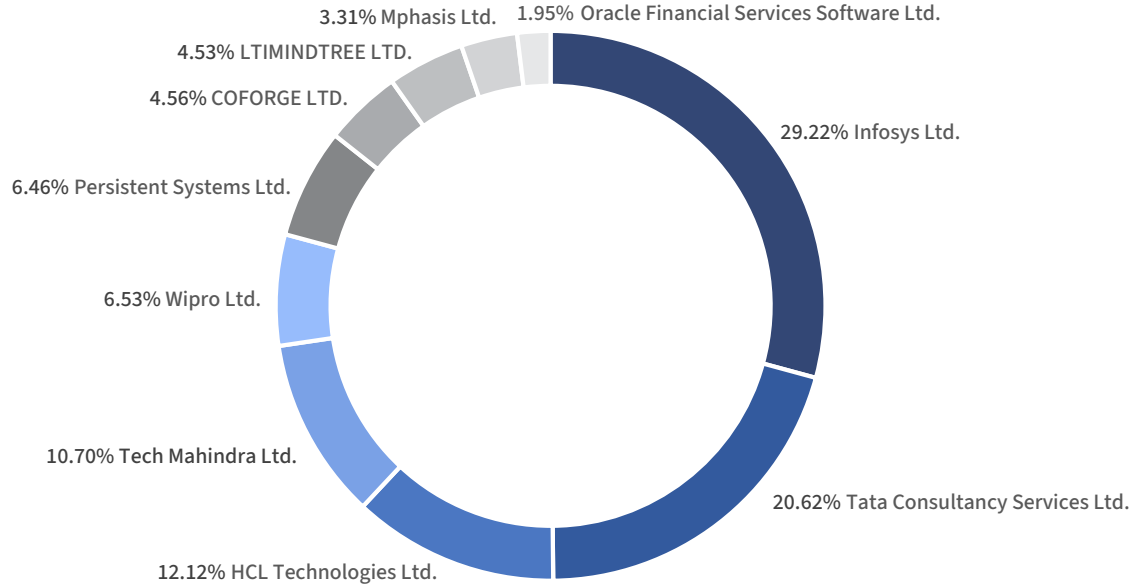
3

The investment strategy would revolve around reducing the tracking error to the least possible by rebalancing the portfolio, considering the change in weights of stocks in the Index and the incremental collections/redemptions from the scheme.



Kotak Nifty IT ETF

▶ Top 10 Companies@



@Source: Internal, Data as on March 31, 2026

The stocks/sectors mentioned do not constitute any kind of recommendation and are for information purpose only. Kotak Mahindra Mutual Fund may or may not hold position in the mentioned stock(s)/sector(s).

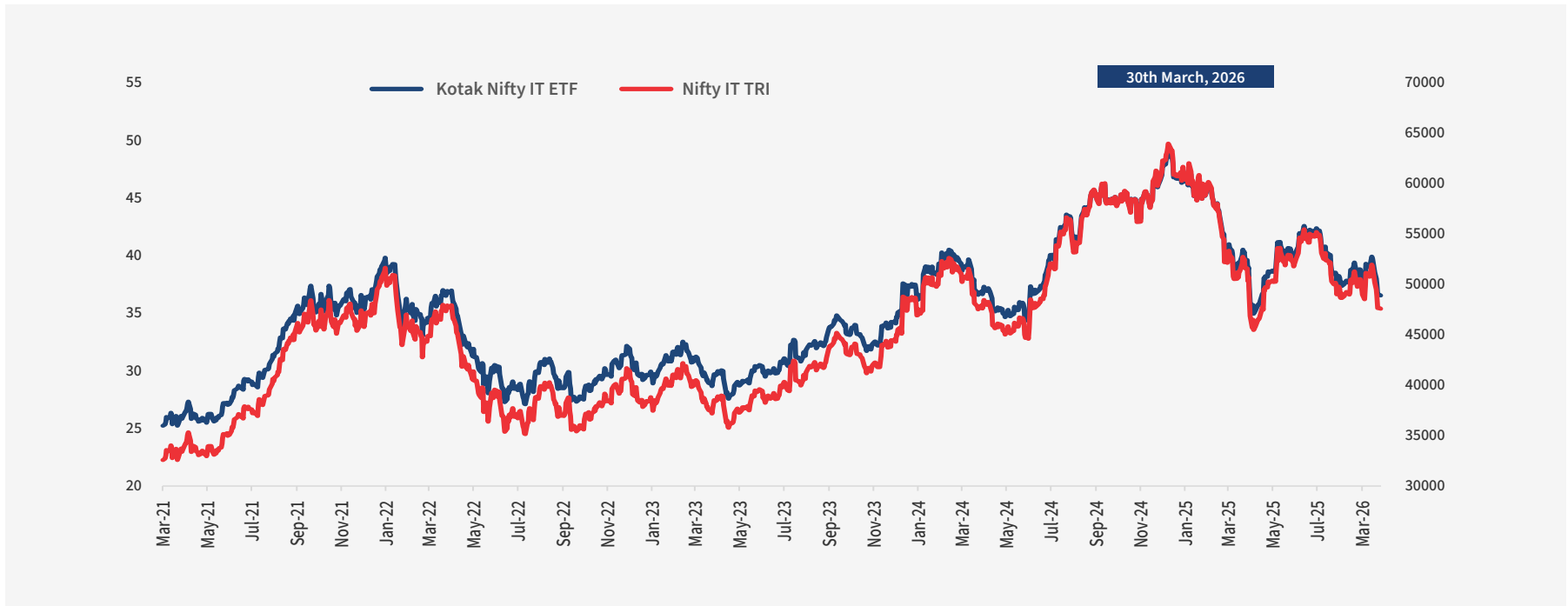
Past performance may or may not be sustained in future. For detailed portfolio and related disclosures for the scheme please refer our website

<http://www.kotakmf.com/Information/forms-and-downloads>.

The portfolio and its composition is subject to change and the same position may or may not be sustained in future.

Kotak Nifty IT ETF

NAV Movement



Data from Scheme inception date i.e. 2nd Mar, 2021. Source: ICRA MFI. Past performance may or may not be sustained in future. Kotak Mahindra Asset Management Company Limited (“KMAMC”) is not guaranteeing or promising, or forecasting any returns.



Kotak Nifty IT ETF



Performance as on 30th March 2026

	Scheme Returns (%)	Nifty IT TRI # (%)	Alpha	Nifty 50 TRI ## (%)	Current Value of Standard Investment of ₹10000 in the		
					Scheme # (₹)	Benchmark # (₹)	Additional Benchmark ## (₹)
Since Inception	4.66%	4.88%	-0.22%	9.53%	12,605	12,739	15,876
Last 1 Year	-19.20%	-19.26%	0.05%	-3.97%	8,070	8,065	9,601
Last 3 Years	2.50%	2.60%	-0.10%	10.03%	10,770	10,800	13,320
Last 5 Years	4.37%	4.51%	-0.14%	10.01%	12,386	12,466	16,113

Scheme Inception date is 02/03/2021. Mr. Satish Dondapati has been managing the fund since 02/03/2021 & Mr. Jeetu Valechha Sonar have been managing the fund since 09/03/2026.

The Scheme does not offer any Plans/Options

Past performance may or may not be sustained in future. All payouts during the period have been reinvested in the units of the scheme at the then prevailing NAV. Returns >= 1 year: CAGR (Compounded Annualised Growth Rate). N.A stands for data not available. Note: Point to Point (PTP) Returns in INR shows the value of 10,000/- investment made at inception. Source: ICRA MFI Explorer. # Name of Scheme Benchmark. ## Name of Additional Benchmark. TRI - Total Return Index, In terms of Para no 7.23 of SEBI Master Circular no. HO/24/13/11(1)2026-IMD-POD-1/I/7602/2026 dated March 20, 2026, the performance of the scheme is benchmarked to the Total Return variant (TRI) of the Benchmark Index instead of Price Return Variant (PRI). Alpha is difference of scheme return with benchmark return.

Disclosures: To Know More about Fund Managers Top 3 & Bottom 3 scheme performance,

https://www.kotakmf.com/documents/Funds_Managed_by_Fund_Managers_Reg_Plan_Mar26

https://www.kotakmf.com/documents/Funds_Managed_by_Fund_Managers_Direct_Plan_Mar2026

Kotak Nifty IT ETF

Index Facts*

Market Cap	: ₹2388234 Crs
P/E Multiple	: 20.64
P/B Multiple	: 5.39
Div. Yield	: 3.64%

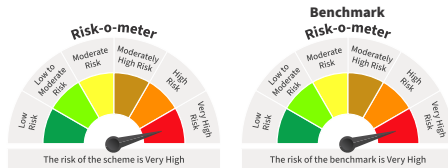
* As on 31st March 2026.

Source: www.bseindia.com

Kotak Nifty IT ETF

An open ended scheme replicating/ tracking NIFTYIT Index

This product is suitable for investors who are seeking*:



- ▶ Long term capital growth
- ▶ Investment in stocks comprising the underlying index and endeavours to track the benchmark index, subject to tracking errors.

*Investors should consult their financial advisors if in doubt about whether the product is suitable for them.

For latest Riskometer, investors may refer to an addendum issued or updated on website at www.kotakmf.com

Scheme Facts

AUM (as on 31st March 2026) :	NAV (as on 30th March 2026)	: ₹31.9821	
Month end AUM	: ₹382.71 crs	Expense Ratio	: 0.09%
Monthly Average AUM	: ₹385.75 crs	Load Structure :	
Benchmark	: NIFTY IT Index TRI	Exit Load	: Nil
Launch Date	: 02 nd March, 2021	Entry Load	: Nil
Investment Manager	: Kotak Mahindra Asset Management Company Ltd		
Trustee	: Kotak Mahindra Trustee Company Ltd		
Exchange Listed	: National Stock Exchange		
NSE Symbol	: IT		
ISIN	: INF174KA1GC5		
Bloomberg Code	: KOTITETF IN Equity		
Tracking Error [§]	: 0.13%		
Pricing	: 1/1000th of Nifty IT Index		
Creation Size	: 1,00,000 units per lot		
Reuters Code	: KTPU.NS		

[§]Tracking error is annualized & calculated since inception till March 30th, 2026

To know more

Call : 1800-222-626 (Toll Free), Mumbai 61152100, Delhi 66306900 / 02, Chennai 28221333 / 45038171, Kolkata 64509802 /03, Pune 64013395 / 96, Ahmedabad 26779888, Bangalore 66128050 / 51, Hyderabad 66178140 / 41. Visit - assetmanagement.kotak.com Email - mutual@kotak.com

About pricing

Details regarding the pricing calculations please log on to <https://www.kotakmf.com/nav>

Disclaimer

The information contained in this (document) is extracted from different public sources. All reasonable care has been taken to ensure that the information contained herein is not misleading or untrue at the time of publication. This is for the information of the person to whom it is provided without any liability whatsoever on the part of Kotak Mahindra Asset Management Co Ltd or any associated companies or any employee thereof. We are not soliciting any action based on this material and is for general information only. Investors should consult their financial advisors if in doubt about whether the product is suitable for them before investing. The document includes statements/opinions which contain words or phrases such as "will", "believe", "expect" and similar expressions or variations of such expressions, that are forward looking statements. Actual results may differ materially from those suggested by the forward looking statements due to risk or uncertainties associated with the statements mentioned with respect to but not limited to exposure to market risks, general and exposure to market risks, general economic and political conditions in India and other countries globally, which have an impact on the services and/or investments, the monetary and interest policies of India, inflation, deflation, unanticipated turbulence in interest rates, foreign exchange rates, equity prices or other rates or prices etc. This is not intended for distribution or use by any person in any jurisdiction where such distribution would be contrary to local law or regulation. The distribution of it, in certain jurisdictions may be restricted or totally prohibited and accordingly, persons who come into possession of this material are required to inform themselves about, and to observe, any such restrictions. The sector(s)/ stock(s) referred, if any should not be construed as any kind of recommendation and are for information/used to explain the concept. Past performance may or may not be sustained in future. For detailed portfolio and related disclosures for the scheme please refer our website <https://www.kotakmf.com/Information/forms-and-downloads>. The portfolio and its composition is subject to change and the same position may or may not be sustained in future. The fund manager may make the changes, as per different market conditions and in the best interest of the investors. To view the latest complete performance details of the Scheme kindly refer to the factsheet on our website <https://www.kotakmf.com/Information/forms-and-downloads>. Investors may consult their financial expert before making any investment decision.

MUTUAL FUND INVESTMENTS ARE SUBJECT TO MARKET RISKS, READ ALL SCHEME RELATED DOCUMENTS CAREFULLY.

Kotak Nifty Midcap 50 ETF

An open ended scheme replicating/tracking
NIFTY Midcap 50 Index

31st March, 2026



Kotak Nifty Midcap 50 ETF

About Kotak Nifty Midcap 50 ETF

1

Kotak Nifty Midcap 50 ETF is an open ended scheme replicating/tracking Nifty Midcap 50 Index

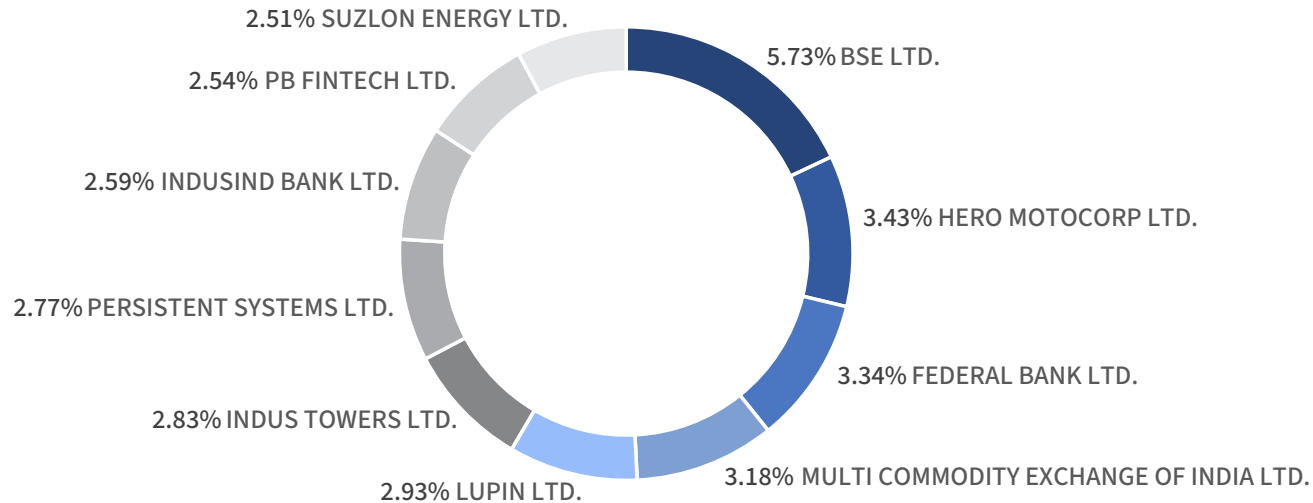


2

The investment objective of the scheme is to replicate the composition of the NIFTY Midcap 50 Index and to generate returns that are commensurate with the performance of the NIFTY Midcap 50 Index, subject to tracking errors.

Kotak Nifty Midcap 50 ETF

▶ Top 10 Companies@



@Source: Internal, Data as on March 31, 2026

The stocks/sectors mentioned do not constitute any kind of recommendation and are for information purpose only. Kotak Mahindra Mutual Fund may or may not hold position in the mentioned stock(s)/sector(s).

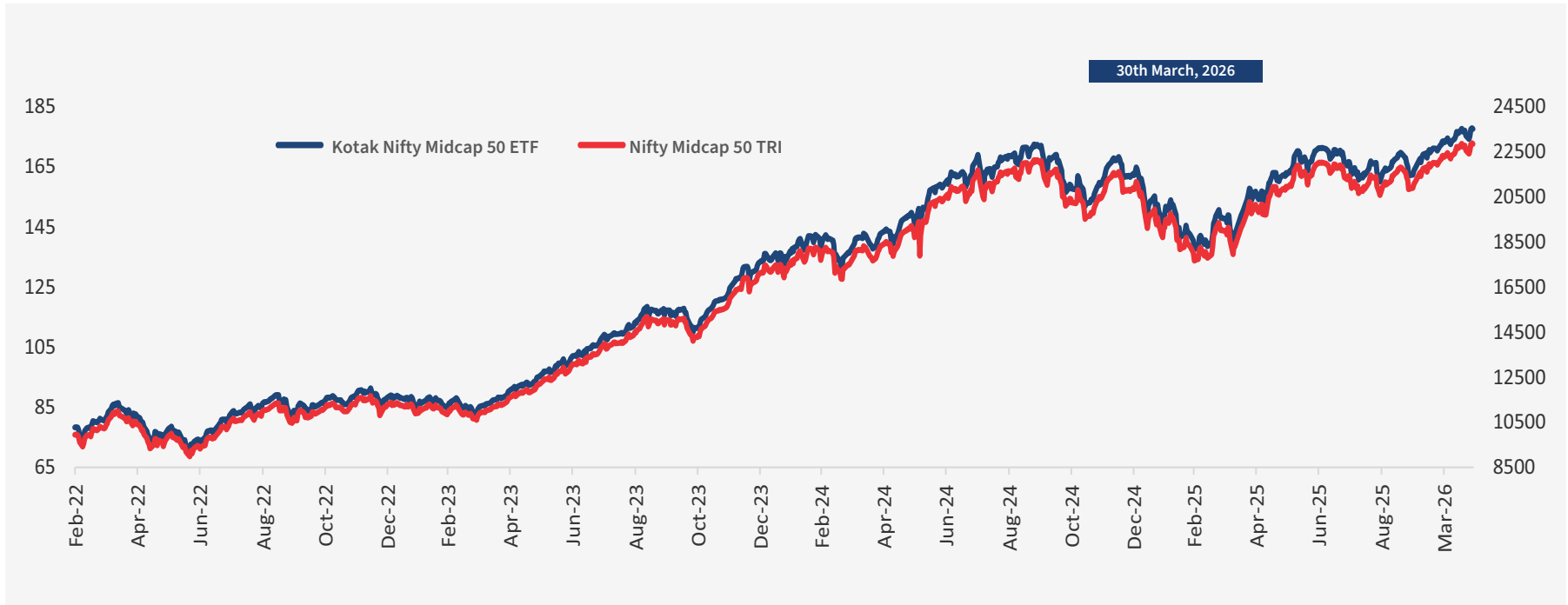
Past performance may or may not be sustained in future. For detailed portfolio and related disclosures for the scheme please refer our website

<http://www.kotakmf.com/Information/forms-and-downloads>.

The portfolio and its composition is subject to change and the same position may or may not be sustained in future.

Kotak Nifty Midcap 50 ETF

NAV Movement



Data from Scheme inception date i.e. 28th Jan, 2022. Source: ICRA MFI. Past performance may or may not be sustained in future. Kotak Mahindra Asset Management Company Limited ("KMAMC") is not guaranteeing or promising, or forecasting any returns.

Kotak Nifty Midcap 50 ETF

Performance as on 30th March 2026

	Scheme Returns (%)	NIFTY Midcap 50 TRI # (%)	Alpha	Nifty 50 TRI ## (%)	Current Value of Standard Investment of ₹10000 in the		
					Scheme # (₹)	Benchmark # (₹)	Additional Benchmark ## (₹)
Since Inception	15.85%	16.27%	-0.42%	7.86%	18,470	18,749	13,707
Last 1 Year	3.39%	3.52%	-0.13%	-3.97%	10,341	10,354	9,601
Last 3 Years	21.49%	21.71%	-0.22%	10.03%	17,932	18,031	13,320

Scheme Inception date is 28/1/2022. Mr. Satish Dondapati & Mr. Abhishek Bisen has been managing the fund since 28/1/2022, Mr. Jeetu Valechha Sonar have been managing the fund since 09/03/2026.

The Scheme does not offer any Plans/Options

Past performance may or may not be sustained in future. All payouts during the period have been reinvested in the units of the scheme at the then prevailing NAV. Returns >= 1 year: CAGR (Compounded Annualised Growth Rate). N.A stands for data not available. Note: Point to Point (PTP) Returns in INR shows the value of 10,000/- investment made at inception. Source: ICRA MFI Explorer. # Name of Scheme Benchmark. ## Name of Additional Benchmark. TRI - Total Return Index, In terms of Para no 7.23 of SEBI Master Circular no. HO/24/13/11(1)2026-IMD-POD-1/1/7602/2026 dated March 20, 2026, the performance of the scheme is benchmarked to the Total Return variant (TRI) of the Benchmark Index instead of Price Return Variant (PRI). Alpha is difference of scheme return with benchmark return.

Disclosures: To Know More about Fund Managers Top 3 & Bottom 3 scheme performance,

https://www.kotakmf.com/documents/Funds_Managed_by_Fund_Managers_Reg_Plan_Mar26

https://www.kotakmf.com/documents/Funds_Managed_by_Fund_Managers_Direct_Plan_Mar2026

Kotak Nifty Midcap 50 ETF

Index Facts*

Market Cap	: ₹3443209 Crs
P/E Multiple	: 32.13
P/B Multiple	: 4.08
Div. Yield	: 0.71%

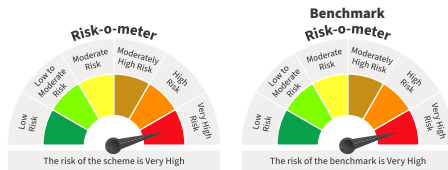
* As on 31st March 2026.

Source: www.bseindia.com

Kotak Nifty Midcap 50 ETF

An open ended scheme replicating / tracking NIFTY Midcap 50 Index

This product is suitable for investors who are seeking*:



- ▶ Long term capital appreciation
- ▶ Investment in stocks Comprising the underlying index and endeavours to track the benchmark index, subject to tracking errors.

*Investors should consult their financial advisors if in doubt about whether the product is suitable for them. For latest Riskometer, investors may refer to an addendum issued or updated on website at www.kotakmf.com

Scheme Facts

AUM (as on 31st March 2026) :	NAV (as on 30th March 2026)	: ₹15.285	
Month end AUM	: ₹166.32 crs	Expense Ratio	: 0.05%
Monthly Average AUM	: ₹171.81 crs	Load Structure :	
Benchmark	: Nifty Midcap 50 TRI	Exit Load	: Nil
Launch Date	: 28 th January, 2022		
Investment Manager	: Kotak Mahindra Asset Management Company Ltd		
Trustee	: Kotak Mahindra Trustee Company Ltd		
Exchange Listed	: NSE & BSE		
NSE Symbol	: MIDCAP		
ISIN	: INF174KA1IB3		
Bloomberg Code	: KOMID50 IN Equity		
Tracking Error [§]	: 0.07%		
Pricing	: 1/100 th of Nifty Midcap 50 ETF		
Creation Size	: 35,000 units per lot		
Reuters Code	: KTPU.NS		

[§]Tracking error is annualized & calculated since inception till March 30th, 2026

Kotak Nifty Midcap 50 ETF



▶ To know more

Call : 1800-222-626 (Toll Free), Mumbai 61152100, Delhi 66306900 / 02, Chennai 28221333 / 45038171, Kolkata 64509802 /03, Pune 64013395 / 96, Ahmedabad 26779888, Bangalore 66128050 / 51, Hyderabad 66178140 / 41. Visit - assetmanagement.kotak.com Email - mutual@kotak.com

▶ About pricing

Details regarding the pricing calculations please log on to <https://www.kotakmf.com/nav>

▶ Disclaimer

The information contained in this (document) is extracted from different public sources. All reasonable care has been taken to ensure that the information contained herein is not misleading or untrue at the time of publication. This is for the information of the person to whom it is provided without any liability whatsoever on the part of Kotak Mahindra Asset Management Co Ltd or any associated companies or any employee thereof. We are not soliciting any action based on this material and is for general information only. Investors should consult their financial advisors if in doubt about whether the product is suitable for them before investing. The document includes statements/opinions which contain words or phrases such as "will", "believe", "expect" and similar expressions or variations of such expressions, that are forward looking statements. Actual results may differ materially from those suggested by the forward looking statements due to risk or uncertainties associated with the statements mentioned with respect to but not limited to exposure to market risks, general and exposure to market risks, general economic and political conditions in India and other countries globally, which have an impact on the services and/or investments, the monetary and interest policies of India, inflation, deflation, unanticipated turbulence in interest rates, foreign exchange rates, equity prices or other rates or prices etc. This is not intended for distribution or use by any person in any jurisdiction where such distribution would be contrary to local law or regulation. The distribution of it, in certain jurisdictions may be restricted or totally prohibited and accordingly, persons who come into possession of this material are required to inform themselves about, and to observe, any such restrictions. The sector(s)/ stock(s) referred, if any should not be construed as any kind of recommendation and are for information/used to explain the concept. Past performance may or may not be sustained in future. For detailed portfolio and related disclosures for the scheme please refer our website <https://www.kotakmf.com/Information/forms-and-downloads>. The portfolio and its composition is subject to change and the same position may or may not be sustained in future. The fund manager may make the changes, as per different market conditions and in the best interest of the investors. To view the latest complete performance details of the Scheme kindly refer to the factsheet on our website <https://www.kotakmf.com/Information/forms-and-downloads>. Investors may consult their financial expert before making any investment decision.

MUTUAL FUND INVESTMENTS ARE SUBJECT TO MARKET RISKS, READ ALL SCHEME RELATED DOCUMENTS CAREFULLY.

Kotak Nifty MNC ETF

An open ended scheme replicating/tracking
NIFTY MNC Index

31st March, 2026



Kotak Nifty MNC ETF

▶ About Kotak Nifty MNC ETF

1 Kotak Nifty MNC ETF is an open-ended scheme replicating/tracking NIFTY MNC Index. The ETF would replicate the composition of the Nifty MNC Index and endeavors to mirror the performance by the Nifty MNC Index, subject to tracking errors.

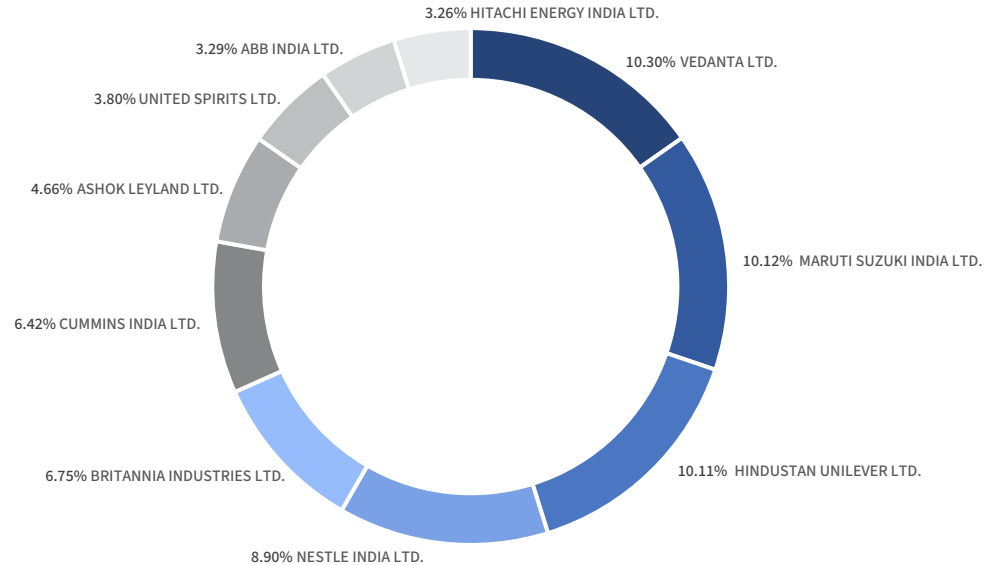


2 However, there is no assurance or guarantee that the investment objective of the scheme will be achieved.



Kotak Nifty MNC ETF

▶ Top 10 Companies@



@Source: Internal, Data as on March 31, 2026

The stocks/sectors mentioned do not constitute any kind of recommendation and are for information purpose only. Kotak Mahindra Mutual Fund may or may not hold position in the mentioned stock(s)/sector(s).

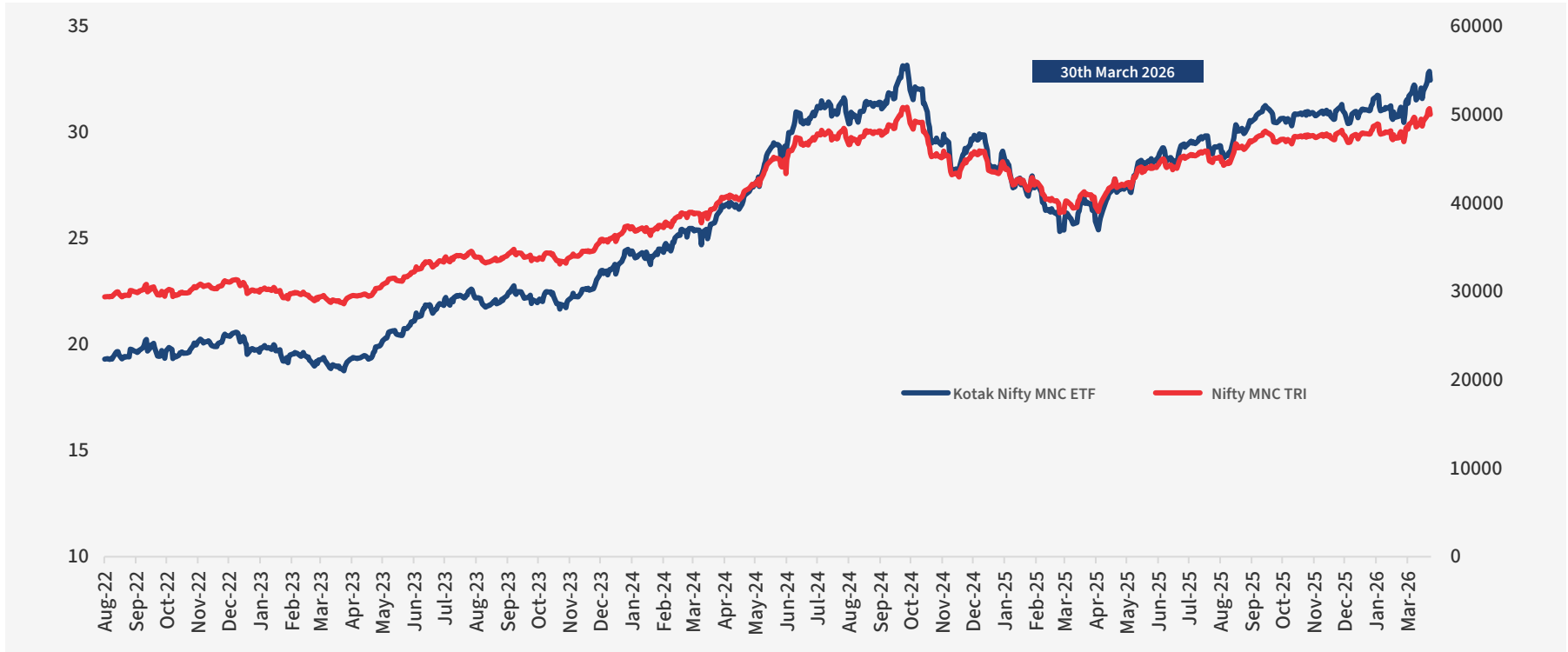
Past performance may or may not be sustained in future. For detailed portfolio and related disclosures for the scheme please refer our website

<http://www.kotakmf.com/Information/forms-and-downloads>.

The portfolio and its composition is subject to change and the same position may or may not be sustained in future.

Kotak Nifty MNC ETF

NAV Movement



Data from Scheme inception date i.e. 5th Aug, 2022. Source: ICRA MFI. Past performance may or may not be sustained in future. Kotak Mahindra Asset Management Company Limited ("KMAMC") is not guaranteeing or promising, or forecasting any returns.

Kotak Nifty MNC ETF

▶ Performance as on 30th March 2026

	Scheme Returns (%)	NIFTY MNC TRI # (%)	Alpha	Nifty 50 TRI TRI ## (%)	Current Value of Standard Investment of ₹10000 in the		
					Scheme # (₹)	Benchmark # (₹)	Additional Benchmark ## (₹)
Since Inception	11.24%	11.65%	-0.42%	8.23%	14,754	14,957	13,347
Last 1 Year	6.94%	7.34%	-0.40%	-3.97%	10,698	10,738	9,601
Last 3 Years	14.14%	14.57%	-0.43%	10.03%	14,870	15,038	13,320

Scheme Inception date is 5/8/2022. Mr. Abhishek Bisen & Mr. Satish Dondapati have been managing the fund since 5/8/2022, Mr. Jeetu Valechha Sonar have been managing the fund since 09/03/2026.

The Scheme does not offer any Plans/Options

Past performance may or may not be sustained in future. All payouts during the period have been reinvested in the units of the scheme at the then prevailing NAV. Returns >= 1 year: CAGR (Compounded Annualised Growth Rate).

N.A stands for data not available. Note: Point to Point (PTP) Returns in INR shows the value of 10,000/- investment made at inception. Source: ICRA MFI Explorer. # Name of Scheme Benchmark. ## Name of Additional Benchmark.

TRI - Total Return Index, In terms of Para no 7.23 of SEBI Master Circular no. HO/24/13/11(1)2026-IMD-POD-1/1/7602/2026 dated March 20, 2026, the performance of the scheme is benchmarked to the Total Return variant (TRI) of the

Benchmark Index instead of Price Return Variant (PRI). Alpha is difference of scheme return with benchmark return.

Disclosures: To Know More about Fund Managers Top 3 & Bottom 3 scheme performance,

https://www.kotakmf.com/documents/Funds_Managed_by_Fund_Managers_Reg_Plan_Mar26

https://www.kotakmf.com/documents/Funds_Managed_by_Fund_Managers_Direct_Plan_Mar2026

Kotak Nifty MNC ETF

Index Facts*

Market Cap	: ₹3113844 Crs
P/E Multiple	: 34.66
P/B Multiple	: 7.66
Div. Yield	: 1.73%

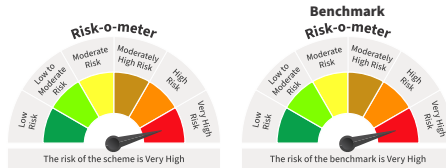
* As on 31st March 2026.

Source: www.bseindia.com

Kotak Nifty MNC ETF

An open ended scheme replicating/tracking NIFTYMNC Index

This product is suitable for investors who are seeking*:



- ▶ Long term capital growth
- ▶ Investment in stocks comprising the underlying index and endeavours to track the benchmark index, subject to tracking errors.

*Investors should consult their financial advisors if in doubt about whether the product is suitable for them.

For latest Riskometer, investors may refer to an addendum issued or updated on website at www.kotakmf.com

Scheme Facts

AUM (as on 31st March 2026) :

Month end AUM : ₹38.92 crs

Monthly Average AUM : ₹40.65 crs

Benchmark : NIFTY MNC TRI

Launch Date : 05th August, 2022

Investment Manager : Kotak Mahindra Asset Management Company Ltd

Trustee : Kotak Mahindra Trustee Company Ltd

Exchange Listed : National Stock Exchange

NSE Symbol : MNC

ISIN : INF174KA1JF2

Bloomberg Code : KMNCTF IN

Tracking Error[§] : 0.04%

Creation Size : 1,50,000 Units per lot

NAV (as on 30th March 2026) : ₹28.5019

Expense Ratio : 0.30%

Load Structure :

Exit Load : Nil

[§]Tracking error is annualized & calculated since inception till March 30th, 2026

To know more

Call : 1800-222-626 (Toll Free), Mumbai 61152100, Delhi 66306900 / 02, Chennai 28221333 / 45038171, Kolkata 64509802 /03, Pune 64013395 / 96, Ahmedabad 26779888, Bangalore 66128050 / 51, Hyderabad 66178140 / 41. Visit - assetmanagement.kotak.com Email - mutual@kotak.com

About pricing

Details regarding the pricing calculations please log on to <https://www.kotakmf.com/nav>

Disclaimer

The information contained in this (document) is extracted from different public sources. All reasonable care has been taken to ensure that the information contained herein is not misleading or untrue at the time of publication. This is for the information of the person to whom it is provided without any liability whatsoever on the part of Kotak Mahindra Asset Management Co Ltd or any associated companies or any employee thereof. We are not soliciting any action based on this material and is for general information only. Investors should consult their financial advisors if in doubt about whether the product is suitable for them before investing. The document includes statements/opinions which contain words or phrases such as "will", "believe", "expect" and similar expressions or variations of such expressions, that are forward looking statements. Actual results may differ materially from those suggested by the forward looking statements due to risk or uncertainties associated with the statements mentioned with respect to but not limited to exposure to market risks, general and exposure to market risks, general economic and political conditions in India and other countries globally, which have an impact on the services and/or investments, the monetary and interest policies of India, inflation, deflation, unanticipated turbulence in interest rates, foreign exchange rates, equity prices or other rates or prices etc. This is not intended for distribution or use by any person in any jurisdiction where such distribution would be contrary to local law or regulation. The distribution of it, in certain jurisdictions may be restricted or totally prohibited and accordingly, persons who come into possession of this material are required to inform themselves about, and to observe, any such restrictions. The sector(s)/ stock(s) referred, if any should not be construed as any kind of recommendation and are for information/used to explain the concept. Past performance may or may not be sustained in future. For detailed portfolio and related disclosures for the scheme please refer our website <https://www.kotakmf.com/Information/forms-and-downloads>. The portfolio and its composition is subject to change and the same position may or may not be sustained in future. The fund manager may make the changes, as per different market conditions and in the best interest of the investors. To view the latest complete performance details of the Scheme kindly refer to the factsheet on our website <https://www.kotakmf.com/Information/forms-and-downloads>. Investors may consult their financial expert before making any investment decision.

MUTUAL FUND INVESTMENTS ARE SUBJECT TO MARKET RISKS, READ ALL SCHEME RELATED DOCUMENTS CAREFULLY.



Kotak Nifty PSU Bank ETF

An open ended scheme replicating/tracking
Nifty PSU Bank index

31st March, 2026



Kotak Nifty PSU Bank ETF

▶ About Kotak Nifty PSU Bank ETF

1

Kotak Nifty PSU bank ETF is trading on the National Stock Exchange (NSE) & Bombay Stock Exchange (BSE).

2

It reflects the evolution of the Nifty PSU Bank Index. The Fund manager would invest predominantly in stocks forming part of the underlying in the same ratio.

3

Kotak Nifty PSU Bank ETF endeavors to mirror the returns given by the Nifty PSU Bank Index as closely as possible post expenses.



4

Units can be bought and sold like any other equity share on the Stock Exchange .

5

Any investor eligible to invest in equity shares can invest in Kotak Nifty PSU Bank ETF



Kotak Nifty PSU Bank ETF

Key Features

- Buy Nifty PSU Bank Index like a share through Kotak Nifty PSU Bank ETF.
- Real time indicative NAV & price of each unit of Kotak Nifty PSU bank ETF is close to 1/10th of Nifty PSU Bank Index.
- No entry/exit load for investor.
- Low expense ratio.
- Listed and traded on NSE Symbol - PSUBANK • BSE Scrip Code - 590107
- Minimum purchase lot size is 1 unit on exchange and 5000 units through AMC.

#Source : NSE, refer website : <https://www.niftyindices.com/>

PSU Banks – A Universe of opportunities

- In our views the PSU Banks are trading at very low valuations as compared to private sector banks and it has been observed historically that a revival in the economic growth invariably leads to the re-rating of these banks
- Concerns on worsening asset quality have led to the de-rating and any revival in the economic growth of the country will lead to not only reduction in fresh impairment of assets but also recovery in the already impaired assets
- Technology implementation has gained significant traction in most PSU banks. This enables them to leverage the technology platform and earn higher core fee income and improve CASA.
- Given that PSU Banks are trading at low valuations and that they have a strong liability franchise, these banks can give a huge upside when the stress in the system abates.
- Capital infusion in Public Sector Banks by Government is a significant positive for PSU Banks.
- The committees instituted by RBI have suggested a host of measures which will lead to the improvement in the operating efficiency of these banks and reduction in asset impairment going forward, if implemented. Some of these measures are:
 1. Sharing of information amongst the banks on stressed accounts before they become NPAs.
 2. Appointment of CMDs on merit basis with the Government having no say in their appointment and with a longer tenure.
 3. Having a holding company like structure for all the PSU banks to eliminate govt. intervention.
 4. Another measure that can be taken is to transfer all the stressed assets to an ARC which will enable faster recovery.

©Source: Internal, Data as on March 31, 2026

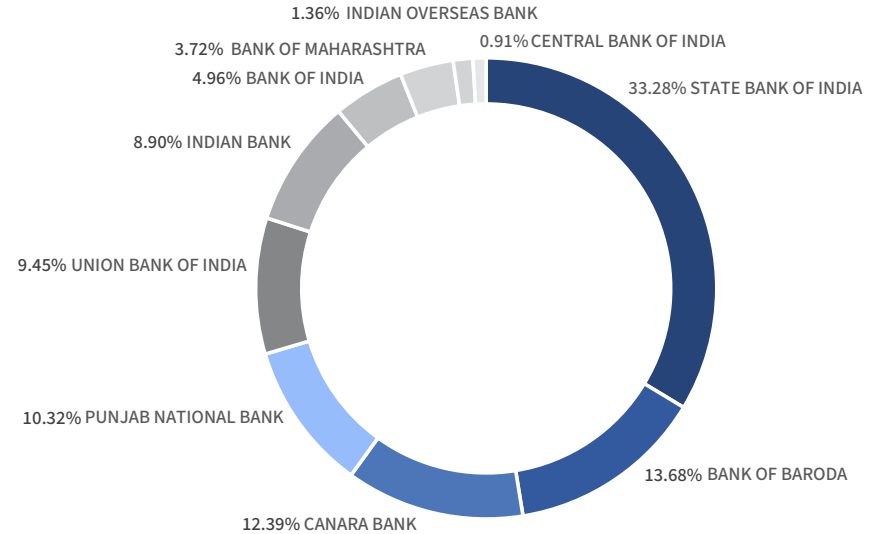
The stocks/sectors mentioned do not constitute any kind of recommendation and are for information purpose only. Kotak Mahindra Mutual Fund may or may not hold position in the mentioned stock(s)/sector(s).

Past performance may or may not be sustained in future. For detailed portfolio and related disclosures for the scheme please refer our website

<http://www.kotakmf.com/Information/forms-and-downloads>.

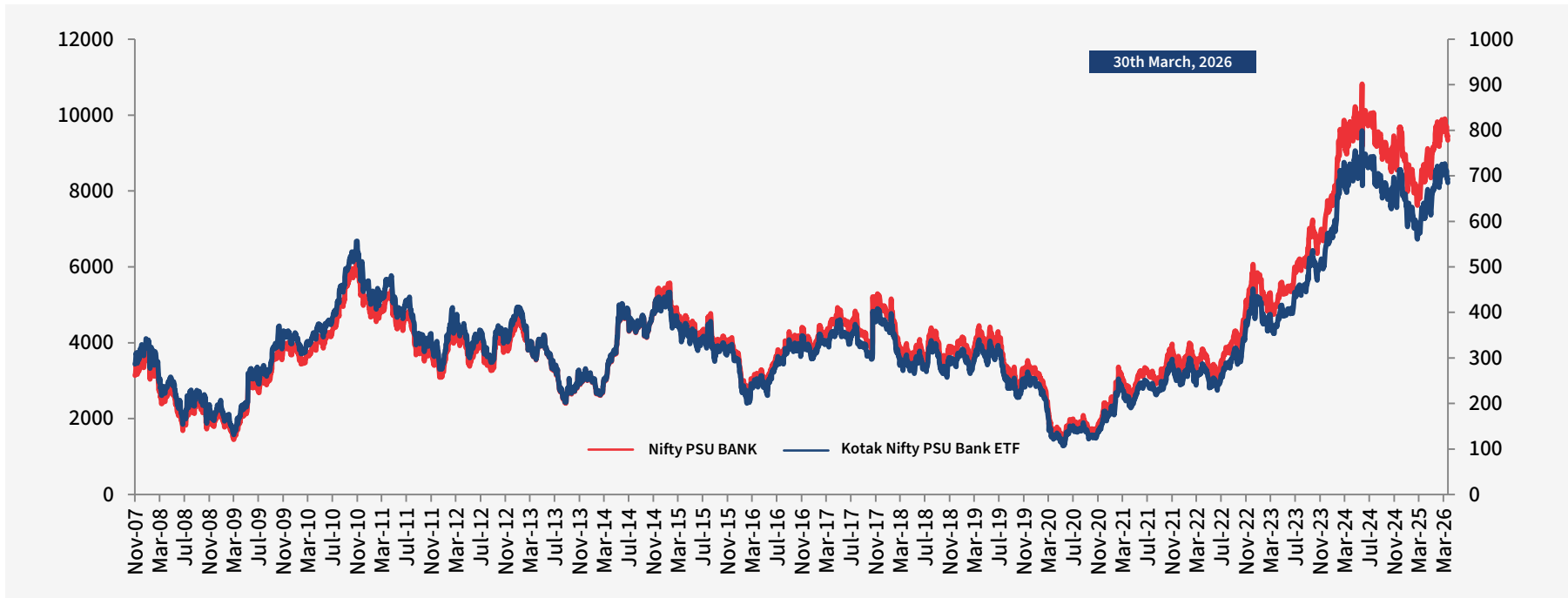
The portfolio and its composition is subject to change and the same position may or may not be sustained in future.

Top 10 Companies@



Kotak Nifty PSU Bank ETF

NAV Movement



Data from Scheme inception date i.e. 8th Nov, 2007. Source: ICRA MFI. Past performance may or may not be sustained in future. Kotak Mahindra Asset Management Company Limited ("KMAMC") is not guaranteeing or promising, or forecasting any returns.

Kotak Nifty PSU Bank ETF



Performance as on 30th March 2026

	Scheme Returns (%)	Nifty PSU Bank TRI # (%)	Alpha	Nifty 50 TRI ## (%)	Current Value of Standard Investment of ₹10000 in the		
					Scheme # (₹)	Benchmark # (₹)	Additional Benchmark ## (₹)
Since Inception	5.59%	6.86%	-1.27%	8.98%	27,207	33,913	48,637
Last 1 Year	25.71%	26.45%	-0.74%	-3.97%	12,587	12,661	9,601
Last 3 Years	28.67%	29.37%	-0.70%	10.03%	21,303	21,654	13,320
Last 5 Years	30.03%	30.80%	-0.77%	10.01%	37,176	38,284	16,113

Scheme Inception date is 08/11/2007. Mr. Satish Dondapati has been managing the fund since 09/05/2019 & Mr. Jeetu Valechha Sonar have been managing the fund since 09/03/2026.

The Scheme does not offer any Plans. Options - Payout of Income Distribution cum Capital Withdrawal (IDCW).

Past performance may or may not be sustained in future. All payouts during the period have been reinvested in the units of the scheme at the then prevailing NAV. Returns >= 1 year: CAGR (Compounded Annualised Growth Rate). N.A stands for data not available. Note: Point to Point (PTP) Returns in INR shows the value of 10,000/- investment made at inception. Source: ICRA MFI Explorer. # Name of Scheme Benchmark. ## Name of Additional Benchmark. TRI - Total Return Index, In terms of Para no 7.23 of SEBI Master Circular no. HO/24/13/11(1)2026-IMD-POD-1/1/7602/2026 dated March 20, 2026, the performance of the scheme is benchmarked to the Total Return variant (TRI) of the Benchmark Index instead of Price Return Variant (PRI). Alpha is difference of scheme return with benchmark return.

Disclosures: To Know More about Fund Managers Top 3 & Bottom 3 scheme performance,

https://www.kotakmf.com/documents/Funds_Managed_by_Fund_Managers_Reg_Plan_Mar26

https://www.kotakmf.com/documents/Funds_Managed_by_Fund_Managers_Direct_Plan_Mar2026

Kotak Nifty PSU Bank ETF

Index Facts*

Market Cap	: ₹1740122 Crs
P/E Multiple	: 7.76
P/B Multiple	: 1.28
Div. Yield	: 2.46%

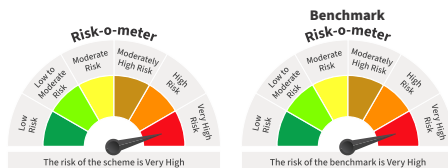
* As on 31st March 2026.

Source: www.bseindia.com

Kotak Nifty PSU Bank ETF

An open ended scheme replicating/ tracking Nifty PSU Bank index

This product is suitable for investors who are seeking*:



- ▶ Long term capital growth
- ▶ Investment in stocks comprising the underlying index and endeavours to track the benchmark index, subject to tracking errors.

*Investors should consult their financial advisors if in doubt about whether the product is suitable for them.
For latest Riskometer, investors may refer to an addendum issued or updated on website at www.kotakmf.com

Scheme Facts

AUM (as on 31st March 2026) :	NAV (as on 30th March 2026)	: ₹785.0922	
Month end AUM	: ₹2,148.17 crs	Expense Ratio	: 0.49%
Monthly Average AUM	: ₹2,381.81 crs	Load Structure :	
Benchmark	: Nifty PSU Bank TRI	Exit Load	: Nil
Launch Date	: 08th November, 2007		
Investment Manager	: Kotak Mahindra Asset Management Company Ltd		
Trustee	: Kotak Mahindra Trustee Company Ltd		
Exchange Listed	: National Stock Exchange		
NSE and BSE Symbol	: NSE Symbol - PSUBANK • BSE Scrip Code - 590107		
ISIN	: INF373I01023		
Bloomberg Code	: KOPSUB IN		
Tracking Error [§]	: 0.09%		
Pricing	: 1/10th Nifty PSU Bank Value		
Creation Size	: 5000 units per lot		
Reuters Code	: KTPU.NS		

[§]Tracking error is annualized & calculated since inception till March 30th, 2026

Kotak Nifty PSU Bank ETF



> To know more

Call : 1800-222-626 (Toll Free), Mumbai 61152100, Delhi 66306900 / 02, Chennai 28221333 / 45038171, Kolkata 64509802 /03, Pune 64013395 / 96, Ahmedabad 26779888, Bangalore 66128050 / 51, Hyderabad 66178140 / 41. Visit - assetmanagement.kotak.com Email - mutual@kotak.com

> About pricing

Details regarding the pricing calculations please log on to <https://www.kotakmf.com/nav>

> Disclaimer

The information contained in this (document) is extracted from different public sources. All reasonable care has been taken to ensure that the information contained herein is not misleading or untrue at the time of publication. This is for the information of the person to whom it is provided without any liability whatsoever on the part of Kotak Mahindra Asset Management Co Ltd or any associated companies or any employee thereof. We are not soliciting any action based on this material and is for general information only. Investors should consult their financial advisors if in doubt about whether the product is suitable for them before investing. The document includes statements/opinions which contain words or phrases such as "will", "believe", "expect" and similar expressions or variations of such expressions, that are forward looking statements. Actual results may differ materially from those suggested by the forward looking statements due to risk or uncertainties associated with the statements mentioned with respect to but not limited to exposure to market risks, general and exposure to market risks, general economic and political conditions in India and other countries globally, which have an impact on the services and/or investments, the monetary and interest policies of India, inflation, deflation, unanticipated turbulence in interest rates, foreign exchange rates, equity prices or other rates or prices etc. This is not intended for distribution or use by any person in any jurisdiction where such distribution would be contrary to local law or regulation. The distribution of it, in certain jurisdictions may be restricted or totally prohibited and accordingly, persons who come into possession of this material are required to inform themselves about, and to observe, any such restrictions. The sector(s)/ stock(s) referred, if any should not be construed as any kind of recommendation and are for information/used to explain the concept. Past performance may or may not be sustained in future. For detailed portfolio and related disclosures for the scheme please refer our website <https://www.kotakmf.com/Information/forms-and-downloads>. The portfolio and its composition is subject to change and the same position may or may not be sustained in future. The fund manager may make the changes, as per different market conditions and in the best interest of the investors. To view the latest complete performance details of the Scheme kindly refer to the factsheet on our website <https://www.kotakmf.com/Information/forms-and-downloads>. Investors may consult their financial expert before making any investment decision.

MUTUAL FUND INVESTMENTS ARE SUBJECT TO MARKET RISKS, READ ALL SCHEME RELATED DOCUMENTS CAREFULLY.